

60

No. 11037/01/2016- AIS-III
Government of India
Ministry of Personnel, Public Grievances and Pensions
(Department of Personnel & Training)

North Block, New Delhi,
Dated the 5th November, 2017

To,
The Chief Secretaries of All the States/UTs

Subject:- Fixation of inter-se-seniority of the IAS probationers of 2014 batch (Final) –
Intimation regarding.


Sir/ Madam,

I am directed to refer to the above mentioned subject and to say that there are 176 IAS Probationers in 2014 batch. Accordingly, inter-se-seniority list (Annex-A&B) of 176 probationers of 2014 batch has been prepared in accordance with Rule 10 (1) of the Indian Administrative Service (Probation) Rules, 1954.

2. It is requested that the final inter-se-seniority list of RR IAS officers of 2014 batch may kindly be circulated amongst the concerned members of the Service. While every care has been taken to ensure accuracy in fixation of seniority, discrepancy if any, may kindly be brought to the notice of this Department for necessary action within 1 month from issue of this letter.

Encl:- As above

Yours faithfully


15.11.17
(Jyotsna Gupta)

Under Secretary to the Govt. of India
Tele 23094714

✓
Copy to: NIC with request to upload the same on the website of the Department

41

Government of India
Ministry of Personnel, Public Grievances & Pensions
Department of Personnel & Training
Final Marks and All India Inter-Se-Seniority of IAS Probationers of 2014 Batch (Final)
According to Rank -wise Merit List

Statement 'A'

Sl. No.	Name of Officer Trainees	Cadre	FC Written	FC Assessment	Phase-I Written	Phase-I Assessment	Phase-II Assessment	Phase-II District Training	UPSC	Total Marks	Rank
Maximum Marks			150	150	300	200	200	200	2025	3225	
1	SAKSHI SAWHNEY (Ms.)	PUNJAB	111.33	112.68	231.62	165.78	181.27	175.97	912.00	1890.65	1
2	GAURAV AGRAWAL	RAJASTHAN	117.00	109.22	238.98	154.55	138.17	122.59	975.00	1855.51	2
3	KOMAL MITTAL (Ms.)	PUNJAB	107.33	114.77	236.60	156.98	178.99	171.89	884.00	1850.56	3
4	MUNISH SHARMA	HARYANA	107.33	115.54	236.51	159.28	170.53	110.82	936.00	1836.01	4
5	NIPUN JINDAL	HIMACHAL PRADESH	104.67	125.40	231.46	165.81	162.99	175.63	868.00	1833.96	5
6	NEHA JAIN (Ms.)	UTTAR PRADESH	108.33	110.27	239.00	171.98	179.55	128.11	893.00	1830.24	6
7	HIMANSHU AGGARWAL	PUNJAB	107.33	115.61	232.62	161.96	174.98	161.99	870.00	1824.49	7
8	CHANCHAL RANA	ORISSA	111.00	120.90	215.65	149.93	159.23	153.00	911.00	1820.71	8
9	JOHNY TOM VARGHESE	TAMIL NADU	99.67	106.90	217.58	154.70	161.90	166.20	907.00	1813.95	9
10	MANISH BANSAL	UTTAR PRADESH	109.00	121.42	228.90	156.27	182.34	161.31	854.00	1813.24	10
11	DIVYA PRABHU G R J (Ms.)	KARNATAKA	109.83	102.61	238.60	165.98	167.41	180.39	847.00	1811.82	11
12	SALONI SIDANA (Ms.)	MADHYA PRADESH	110.83	102.65	240.21	158.71	185.36	163.56	848.00	1809.32	12
13	MEDHA ROOPAM (Ms.)	UTTAR PRADESH	98.33	114.44	220.46	141.34	165.52	159.28	903.00	1802.37	13
14	AVI PRASAD	MADHYA PRADESH	110.67	117.61	230.24	159.21	162.92	120.41	893.00	1794.06	14
15	DHAVAL JAIN	WEST BENGAL	110.00	128.39	233.99	166.12	170.35	180.98	801.00	1790.83	15
16	DEEPAK JACOB	TAMIL NADU	95.67	119.29	218.47	161.26	177.65	165.56	852.00	1789.90	16
17	PAVNEET KAUR (Ms.)	MAHARASHTRA	111.33	106.83	239.45	170.37	168.30	128.57	855.00	1779.85	17
18	GAUTHAM V P	TELANGANA	111.67	119.94	241.07	167.43	173.18	135.03	830.00	1778.32	18
19	SIKTA PATNAIK (Ms.)	TELANGANA	110.33	119.94	229.24	154.52	174.69	140.97	848.00	1777.69	19
20	UDITA SINGH (Ms.)	BIHAR	107.33	112.73	231.80	148.58	166.36	153.94	856.00	1776.74	20
21	MANISHA KHATRI (Ms.)	MAHARASHTRA	103.00	102.07	227.47	146.83	170.73	159.84	863.00	1772.94	21
22	DIVYANSHU JHA	JHARKHAND	111.33	118.62	238.48	163.53	155.05	78.79	907.00	1772.80	22
23	SHEETLA PATLE (Ms.)	MADHYA PRADESH	106.00	114.63	212.99	168.10	168.65	126.11	876.00	1772.48	23
24	ABID HUSSAIN SADIQ	HIMACHAL PRADESH	104.00	115.28	213.50	147.33	153.35	166.36	871.00	1770.82	24

Jyotsana Gupta

(Under Secretary to Govt. of India)

42

Sl. No.	Name of Officer Trainees	Cadre	FC Written	FC Assessment	Phase-I Written	Phase-I Assessment	Phase-II Assessment	Phase-II District Training	UPSC	Total Marks	Rank
Maximum Marks			150	150	300	200	200	200	2025	3225	
25	ANGEL BHATI (Ms.)	AGMUT	108.33	112.38	225.19	155.26	161.95	159.69	848.00	1770.80	25
26	CHINMAYEE GOPAL (Ms.)	RAJASTHAN	116.67	107.70	228.86	148.65	159.61	119.98	888.00	1769.47	26
27	AANCHAL SOOD (GOYAL) (Ms.)	MAHARASHTRA	107.00	114.06	227.49	156.57	173.80	138.90	851.00	1768.82	27
28	JALAJ SHARMA	MAHARASHTRA	102.00	113.80	217.07	160.26	158.65	160.52	856.00	1768.30	28
29	MANOJ KUMAR	HARYANA	121.50	113.90	231.45	144.60	169.57	165.09	822.00	1768.11	29
30	SHUBHAM CHAUDHARY (Ms.)	RAJASTHAN	111.00	102.61	235.83	136.67	162.49	117.59	899.00	1765.19	30
31	SIYAD N	WEST BENGAL	110.67	115.21	221.09	166.57	178.73	167.48	805.00	1764.75	31
32	NIMA ARORA (Ms.)	MAHARASHTRA	102.00	108.92	227.21	156.40	155.31	159.98	854.00	1763.82	32
33	NANCY SAHAY (Ms.)	JHARKHAND	105.00	105.72	235.09	161.47	136.41	155.03	862.00	1760.72	33
34	BHARTI DIXIT (Ms.)	RAJASTHAN	105.00	113.35	208.70	154.89	155.28	106.58	916.00	1759.80	34
35	VARUNKUMAR JAGDISH BARANWAL	GUJARAT	107.00	118.43	224.52	161.82	169.53	111.87	866.00	1759.17	35
36	SWADHA DEV SINGH (Ms.)	ORISSA	112.33	111.66	228.12	142.39	157.08	157.03	850.00	1758.61	36
37	VARUN RANJAN	JHARKHAND	106.00	109.07	230.32	156.84	169.03	127.82	859.00	1758.08	37
38	ITANKAR VIPIN VITHOBA	MAHARASHTRA	101.33	110.58	211.33	151.41	139.73	151.47	892.00	1757.85	38
39	KRISHNA ADITYA S	TELANGANA	107.33	107.00	233.78	152.71	161.24	149.51	842.00	1753.57	39
40	KRITTIKA JYOTSNA (Ms.)	UTTAR PRADESH	100.00	110.98	214.45	152.25	162.14	146.35	867.00	1753.17	40
41	SANA AKHTAR (Ms.)	WEST BENGAL	105.00	110.08	225.48	152.11	152.23	164.22	844.00	1753.12	41
42	PREETI YADAV (Ms.)	PUNJAB	103.00	115.73	232.04	156.22	169.04	159.64	814.00	1749.67	42
43	KARTHIKEYAN K P	TAMIL NADU	98.00	109.40	212.37	164.08	172.05	144.69	849.00	1749.59	43
44	PRABHAV JOSHI	GUJARAT	101.33	100.85	232.52	157.76	173.74	106.18	875.00	1747.38	44
45	RIJU BAFNA (Ms.)	MADHYA PRADESH	112.00	112.40	227.26	160.29	156.95	129.42	848.00	1746.32	45
46	ROSHAN KUSHWAHA	BIHAR	103.33	102.13	217.02	146.44	153.75	171.97	851.00	1745.64	46
47	KSHITIJ ASHOK SINGHAL	MADHYA PRADESH	116.00	114.09	221.37	172.43	172.40	103.35	846.00	1745.64	47
48	LAKSHMI PRIYA M S (Ms.)	ASSAM MEGHALAYA	104.33	102.15	230.87	152.56	179.01	165.04	808.00	1741.96	48
49	SANDEEP KUMAR JHA	TELANGANA	102.00	105.34	216.94	134.28	157.51	176.40	849.00	1741.47	49
50	PRASHASTI PAREEK (Ms.)	GUJARAT	104.33	105.69	231.43	143.91	161.85	113.79	879.00	1740.00	50
51	SAKET MALVIYA	MADHYA PRADESH	108.33	109.42	240.06	142.20	163.23	92.33	880.00	1735.57	51
52	RAHUL PANDEY	UTTAR PRADESH	98.00	100.00	236.41	145.34	157.81	144.00	854.00	1735.56	52
53	VISHWASREE B (Ms.)	TRIPURA	109.00	115.56	225.13	159.42	170.32	152.75	802.00	1734.18	53
54	ARUN KUMAR VISHWAKARMA	MADHYA PRADESH	97.33	116.42	218.31	142.04	145.22	178.75	835.00	1733.07	54
55	SUSHANT GAURAV	JHARKHAND	96.00	119.10	222.74	158.31	161.51	122.41	852.00	1732.07	55
56	ISHA DUHAN (Ms.)	UTTAR PRADESH	107.33	116.82	229.45	152.89	170.64	102.65	851.00	1730.78	56

43

Sl. No.	Name of Officer Trainees	Cadre	FC Written	FC Assessment	Phase-I Written	Phase-I Assessment	Phase-II Assessment	Phase-II District Training	UPSC	Total Marks	Rank
Maximum Marks			150	150	300	200	200	200	2025	3225	
57	ASHUTOSH GARG	HIMACHAL PRADESH	94.00	114.30	206.37	151.30	158.93	152.31	853.00	1730.21	57
58	ABHILASHA KUMARI SHARMA (Ms.)	BIHAR	95.33	93.23	226.76	147.53	145.72	177.53	844.00	1730.10	58
59	BHAVYA MITTAL (Ms.)	MADHYA PRADESH	110.33	120.31	215.83	161.77	166.41	90.85	864.00	1729.50	59
60	RUHEE DUGG (Ms.)	PUNJAB	100.33	106.51	216.10	161.64	164.86	154.97	824.00	1728.41	60
61	RATHOD VIJAY CHANDRAKANT	MAHARASHTRA	103.33	109.55	238.66	147.46	154.43	127.65	846.00	1727.08	61
62	MD MUSHARRAF ALI FARUQUI	TELANGANA	105.33	112.03	221.13	164.84	173.68	102.89	847.00	1726.90	62
63	SUBHA KALYAN (Ms.)	KARNATAKA	112.19	101.53	231.69	145.69	161.00	136.00	837.00	1725.10	63
64	ANBAMUTHAN M P	ASSAM MEGHALAYA	97.00	106.83	214.45	161.24	163.65	134.53	844.00	1721.70	64
65	CHANDRA SEKHA KILLI	TAMIL NADU	103.33	112.76	218.62	163.38	161.54	146.61	814.00	1720.24	65
66	MONICA PRIYADARSHINI (Ms.)	AGMUT	102.67	100.13	220.51	148.59	168.67	154.88	821.00	1716.45	66
67	DIVYA SIYER (Ms.)	KERALA	103.50	104.59	217.97	152.54	157.43	124.43	855.00	1715.46	67
68	KUNDAN KUMAR	CHHATTISGARH	102.67	108.83	221.03	143.58	161.10	131.88	844.00	1713.09	68
69	VETRISELVI K (Ms.)	ANDHRA PRADESH	91.33	108.26	206.44	158.83	157.49	160.08	829.00	1711.43	69
70	SHIRAZ DANESHYAR	WEST BENGAL	106.67	114.71	216.72	143.47	156.27	159.47	814.00	1711.31	70
71	SHASHANKA ALA (Ms.)	ORISSA	96.67	105.76	210.67	156.26	172.42	157.23	812.00	1711.01	71
72	BHUPESH CHAUDHARY	AGMUT	97.67	113.85	212.95	163.15	154.20	140.79	827.00	1709.61	72
73	SARITA YADAV (Ms.)	NAGALAND	103.67	107.71	220.52	150.13	154.50	172.93	800.00	1709.46	73
74	KRITIKA SHARMA (Ms.)	WEST BENGAL	102.67	109.83	220.63	133.85	130.68	165.96	844.00	1707.62	74
75	SURESH KUMAR OLA	RAJASTHAN	105.33	107.83	219.94	148.15	145.73	123.27	857.00	1707.25	75
76	KUMAR RAMNIKANT	NAGALAND	96.33	111.96	215.10	149.70	168.07	169.05	797.00	1707.21	76
77	SACHIN RANA	AGMUT	107.00	102.79	218.39	148.37	167.13	158.09	802.00	1703.77	77
78	RISHAV GUPTA	MADHYA PRADESH	111.67	108.22	230.56	136.98	172.58	80.92	861.00	1701.93	78
79	CHANDRASEKAR S	KERALA	99.33	111.81	197.49	152.61	163.85	157.28	816.00	1698.37	79
80	AVANISH KUMAR RAI	UTTAR PRADESH	103.33	113.68	226.65	136.82	153.53	109.28	854.00	1697.29	80
81	SHASHANK SHUBHANKAR	BIHAR	105.67	104.29	218.07	129.19	160.74	127.75	851.00	1696.71	81
82	JITENDRA JORWAL	PUNJAB	98.00	117.41	210.63	153.32	148.04	166.19	802.00	1695.59	82
83	KINNY SINGH (Ms.)	AGMUT	99.00	99.34	224.63	150.77	147.50	155.00	819.00	1695.24	83
84	NEHA MEENA (Ms.)	MADHYA PRADESH	101.00	116.40	213.71	153.09	133.00	134.78	843.00	1694.98	84
85	PREM KUMAR V R	KERALA	97.67	106.73	219.62	155.70	154.94	145.09	815.00	1694.75	85
86	RICHA PRAKASH CHOUDHARY (Ms.)	CHHATTISGARH	99.00	105.78	217.61	139.71	157.70	118.68	856.00	1694.48	86
87	UNICE RISHIN ISMAIL	WEST BENGAL	100.00	109.77	213.30	136.65	137.46	166.17	829.00	1692.35	87
88	TANVI HOODA (Ms.)	MADHYA PRADESH	101.00	107.91	219.24	132.16	149.27	117.53	865.00	1692.11	88



Jyotsana Gupta
(Under Secretary to Govt. of India)


Sl. No.	Name of Officer Trainees	Cadre	FC Written	FC Assessment	Phase-I Written	Phase-I Assessment	Phase-II Assessment	Phase-II District Training	UPSC	Total Marks	Rank
Maximum Marks			150	150	300	200	200	200	2025	3225	
89	CHESHTA YADAV (Ms.)	AGMUT	97.67	97.30	229.49	151.51	153.91	156.69	805.00	1691.57	89
90	VINEET TOMAR	UTTARAKHAND	96.33	101.84	216.00	121.06	140.59	161.12	853.00	1689.94	90
91	SOUMYA (Ms.)	A G M U T	101.33	107.21	204.95	140.81	158.69	144.62	832.00	1689.61	91
92	AKSHAY TRIPATHI	UTTAR PRADESH	102.33	95.36	226.89	130.71	99.58	101.57	933.00	1689.44	92
93	SIDDHARTH SHANKAR SWAIN	ORISSA	105.00	103.83	225.05	151.19	156.36	148.73	799.00	1689.16	93
94	SHILPA NAG C T (Ms.)	KARNATAKA	98.33	119.88	225.54	163.89	168.16	107.51	805.00	1688.31	94
95	AKASH P	TAMIL NADU	94.67	108.71	213.86	146.39	145.61	127.25	851.00	1687.49	95
96	MANTADA RAJA DAYANIDHI	MAHARASHTRA	95.00	108.16	215.58	146.65	154.39	128.82	838.00	1686.60	96
97	PRADEEPKUMAR MASILAMANI	TAMIL NADU	97.00	109.82	216.52	153.79	149.77	160.86	798.00	1685.76	97
98	KULDEEP CHAUDHARY	JHARKHAND	98.00	105.47	217.33	146.93	168.34	135.66	812.00	1683.73	98
99	FAIZ AQ AHMED MUMTAZ	JHARKHAND	89.00	105.50	193.26	128.66	132.49	146.53	888.00	1683.44	99
100	MANUJ GOYAL	UTTARAKHAND	103.00	111.88	229.36	158.35	117.00	115.52	848.00	1683.11	100
101	CHAKRAVARTI SINGH RATHORE	ORISSA	103.00	90.56	221.45	140.54	140.87	141.62	845.00	1683.04	101
102	RACHIT RAJ	GUJARAT	108.83	67.78	209.98	106.09	131.76	123.80	934.00	1682.24	102
103	RAHUL YADAV	JAMMU & KASHMIR	108.67	102.83	224.17	138.66	169.10	134.79	803.00	1681.22	103
104	ANISH YADAV	HARYANA	105.33	111.67	218.09	142.36	121.28	145.02	834.00	1677.75	104
105	ARINDAM CHAUDHARY	HIMACHAL PRADESH	100.33	101.59	218.16	144.89	123.57	131.24	856.00	1675.78	105
106	VIKRAM	HARYANA	99.33	107.28	216.72	134.01	146.05	131.36	840.00	1674.75	106
107	NALINI ATUL	KARNATAKA	104.00	112.60	225.74	158.63	135.37	80.13	857.00	1673.47	107
108	JEYASEELAN V P	TAMIL NADU	93.33	101.56	193.32	148.56	155.71	124.21	856.00	1672.69	108
109	AMOL JAGANNATH YEDAGE	MAHARASHTRA	99.33	108.85	217.49	146.23	151.99	137.71	811.00	1672.60	109
110	AWANISH KUMAR	AGMUT	108.00	103.88	225.09	149.50	146.76	96.69	842.00	1671.92	110
111	ANKIT KUMAR SINGH	ASSAM MEGHALAYA	98.33	100.40	209.15	154.25	153.99	168.98	786.00	1671.10	111
112	SUMIT KUMAR GANDHI	ANDHRA PRADESH	106.00	105.64	228.49	139.84	126.68	117.20	847.00	1670.85	112
113	PAWAN YADAV	MANIPUR	107.33	118.23	213.04	148.79	148.65	129.84	804.00	1669.88	113
114	RANI NAGAR (Ms.)	HARYANA	104.00	103.85	225.47	129.35	132.90	146.97	826.00	1668.54	114
115	QUMMER UL ZAMAN CHAUDHARY	RAJASTHAN	102.67	113.29	214.65	154.62	153.61	163.41	766.00	1668.25	115
116	ADITI CHAUDHARY (Ms.)	WEST BENGAL	96.67	102.56	216.78	141.85	150.34	148.77	809.00	1665.97	116
117	RAVI RANJAN	UTTAR PRADESH	101.00	107.14	210.02	160.05	148.33	93.24	844.00	1663.78	117
118	RAVINDER SINGH	MANIPUR	107.33	108.44	216.74	150.29	162.17	115.14	803.00	1663.11	118
119	SWETIKA SACHAN (Ms.)	A G M U T	102.33	105.16	221.52	149.42	155.30	124.71	804.00	1662.44	119
120	PRASHANT KUMAR MISHRA	KARNATAKA	106.00	96.98	217.04	134.77	123.12	129.66	851.00	1658.57	120

(Signature)

Jyotsana Gupta
(Under Secretary to Govt. of India)

71

Sl. No.	Name of Officer Trainees	Cadre	FC Written	FC Assessment	Phase-I Written	Phase-I Assessment	Phase-II Assessment	Phase-II District Training	UPSC	Total Marks	Rank
Maximum Marks			150	150	300	200	200	200	2025	3225	
121	ASHISH VASHISHTH	MADHYA PRADESH	93.67	99.56	205.41	124.35	127.96	118.10	889.00	1658.05	121
122	PRITHVIRAJ B P	MAHARASHTRA	98.00	100.47	223.70	145.05	157.86	146.54	785.00	1656.62	122
123	ABHISHEK ANAND	UTTAR PRADESH	104.00	102.30	237.24	139.13	137.75	120.07	815.00	1655.49	123
124	JINCY R. WILLIAM (Ms.)	GUJARAT	95.00	103.13	197.77	128.22	143.50	147.33	840.00	1654.95	124
125	KULDEEP SHARMA	CHHATTISGARH	95.67	105.79	214.86	130.75	164.72	162.96	780.00	1654.75	125
126	AMRIT SINGH (Ms.)	PUNJAB	94.00	105.22	190.64	147.90	150.39	154.58	812.00	1654.73	126
127	RITURAJ RAGHUVANSHI	CHHATTISGARH	104.00	103.43	205.28	133.33	101.52	150.67	849.00	1647.23	127
128	ASHISH KUMAR	GUJARAT	98.00	110.88	203.15	145.47	138.72	140.00	810.00	1646.22	128
129	BHANWAR LAL	RAJASTHAN	90.67	86.24	212.32	141.65	164.89	104.80	843.00	1643.57	129
130	JAYAVARDHAN SONTYANA	CHHATTISGARH	100.00	109.96	211.49	134.59	147.86	124.35	815.00	1643.25	130
131	CHITHRA S (Ms.)	KERALA	86.33	103.66	190.67	146.27	160.91	114.22	841.00	1643.06	131
132	GAURANG RATHI	UTTAR PRADESH	110.33	115.86	220.83	148.81	119.32	70.45	857.00	1642.60	132
133	ASHISH MODI	RAJASTHAN	106.00	108.75	209.38	154.02	161.14	101.06	802.00	1642.35	133
134	PRAVEEN CHAUDHARY	GUJARAT	101.67	107.76	211.70	139.87	138.90	126.22	816.00	1642.12	134
135	ADITYA PRAKASH	BIHAR	98.50	105.23	214.19	152.07	165.29	58.73	847.00	1641.01	135
136	NISHANT KUMAR	ANDHRA PRADESH	110.67	98.98	223.92	133.02	137.04	140.79	795.00	1639.42	136
137	ANKIT ASTHANA	MADHYA PRADESH	103.67	94.64	223.99	133.76	115.34	123.75	844.00	1639.15	137
138	KONTHAM SUDHIR	WEST BENGAL	98.00	112.43	213.75	161.89	158.46	99.96	794.00	1638.49	138
139	MRIDUL CHOWDHARY	UTTAR PRADESH	101.00	103.53	222.46	134.54	139.32	127.77	809.00	1637.62	139
140	PRERNA SHARMA (Ms.)	ASSAM MEGHALAYA	91.33	110.47	208.25	137.46	150.11	129.59	809.00	1636.21	140
141	YEDDULA VIJAY	ORISSA	103.33	102.85	231.54	127.22	155.32	105.35	810.00	1635.61	141
142	ARVIND V	GUJARAT	86.00	109.11	193.85	146.12	148.04	138.99	813.00	1635.11	142
143	AFSANA PERWEEN (Ms.)	KERALA	91.33	108.51	201.82	124.21	138.64	166.58	803.00	1634.09	143
144	OWAIS AHMED	JAMMU & KASHMIR	107.00	105.31	235.02	154.02	151.10	113.10	767.00	1632.55	144
145	MONIKA GUPTA (Ms.)	HARYANA	103.00	109.18	219.89	149.10	146.15	99.97	804.00	1631.29	145
146	ARCHANA VERMA (Ms.)	UTTAR PRADESH	100.33	105.70	198.50	118.79	134.16	125.67	848.00	1631.15	146
147	PEEYUSH SAMARIYA	RAJASTHAN	102.00	109.92	220.44	140.20	133.30	97.93	826.00	1629.79	147
148	MAYUR RATILAL GOVEKAR	TRIPURA	95.67	105.72	209.64	146.79	150.15	119.65	802.00	1629.62	148
149	BIKRAM KAIRI	ASSAM MEGHALAYA	96.33	105.24	210.82	151.14	149.14	108.60	808.00	1629.27	149
150	SAGAR DATTATRAY DOIFODE	JAMMU & KASHMIR	101.33	112.39	207.26	152.23	123.32	126.66	805.00	1628.19	150
151	ADITYA SINGH	MADHYA PRADESH	89.00	100.94	203.72	126.00	132.23	120.69	855.00	1627.58	151
152	SADNEK SINGH	ASSAM MEGHALAYA	104.33	102.20	213.06	148.37	150.77	119.74	786.00	1624.47	152



Jyotsana Gupta
(Under Secretary to Govt. of India)

46


Sl. No.	Name of Officer Trainees	Cadre	FC Written	FC Assessment	Phase-I Written	Phase-I Assessment	Phase-II Assessment	Phase-II District Training	UPSC	Total Marks	Rank
Maximum Marks			150	150	300	200	200	200	2025	3225	
153	ANILKUMAR RAMJIBHAI RANAVASIYA	GUJARAT	86.67	106.38	205.34	134.53	143.45	153.18	794.00	1623.55	153
154	GRACE LALRINDIKI PACHUAU (Ms.)	TAMIL NADU	96.00	101.73	202.48	140.21	129.58	164.46	789.00	1623.46	154
155	GURUDATTA HEGDE	KARNATAKA	94.00	109.00	206.60	151.01	119.60	70.57	872.00	1622.78	155
156	DILEEP KUMAR YADAV	NAGALAND	96.00	103.95	207.07	141.28	133.57	139.32	800.00	1621.19	156
157	SUNEEL ANCHIPAKA	AGMUT	100.33	106.53	206.39	138.12	162.55	106.50	794.00	1614.42	157
158	AJAY DAHIYA	GUJARAT	97.67	108.13	204.87	133.48	140.61	100.64	822.00	1607.40	158
159	LOKESHKUMAR RAMCHANDRA JANGID	MADHYA PRADESH	97.33	102.23	210.27	128.53	145.88	74.12	849.00	1607.36	159
160	ROHIT MEENA	KERALA	102.33	110.81	210.45	137.73	142.86	127.61	773.00	1604.79	160
161	BHOR SINGH YADAV	JHARKHAND	107.33	100.74	212.03	148.07	142.78	85.90	807.00	1603.85	161
162	SRAVAN KUMAR JATAVATH	TAMIL NADU	100.33	104.31	211.28	141.10	143.64	124.99	778.00	1603.65	162
163	AMRIT VIKAS TOPNO	CHHATTISGARH	96.67	110.88	206.01	141.97	149.76	125.52	771.00	1601.81	163
164	SHASHI RANJAN	JHARKHAND	96.33	103.43	203.39	138.64	143.79	101.62	811.00	1598.20	164
165	RAGHUNANDAN MURTHY	KARNATAKA	101.67	103.60	217.14	146.16	135.41	99.34	794.00	1597.32	165
166	PREM RANJAN SINGH	UTTAR PRADESH	94.33	91.58	213.69	124.83	95.43	126.06	851.00	1596.92	166
167	FUNDE NIKHIL TIKARAM	UTTAR PRADESH	96.33	102.73	201.01	155.55	144.27	89.81	806.00	1595.70	167
168	AMIT KUMAR PANDEY	BIHAR	90.67	95.65	213.60	128.05	127.78	73.84	853.00	1582.59	168
169	NAGESH KUMAR B	TRIPURA	93.67	98.64	220.01	130.16	105.75	129.10	805.00	1582.33	169
170	SANTOSH KUMAR RAI	AGMUT	101.67	107.78	204.29	138.65	129.12	60.10	840.00	1581.61	170
171	JASPREET SINGH	PUNJAB	105.67	100.31	213.83	142.31	99.51	114.38	795.00	1571.01	171
172	YASH PAL MEENA	BIHAR	98.67	106.89	215.51	123.53	110.02	140.81	771.00	1566.43	172
173	MAHENDRA KUMAR MEENA	UTTAR PRADESH	101.67	100.62	219.99	134.12	82.77	122.55	796.00	1557.72	173
174	SANDEEP KUMAR	UTTAR PRADESH	95.33	96.82	194.61	123.38	145.22	74.09	795.00	1524.45	174
175	SAURABH JORAWAL	BIHAR	94.67	99.94	200.56	131.87	141.53	93.82	759.00	1521.39	175
176	SHYAM BIHARI MEENA	BIHAR	94.83	104.19	203.67	124.16	65.16	91.56	765.00	1448.57	176

GM

Government of India
Ministry of Personnel, Public Grievances & Pensions
Department of Personnel & Training
Final Marks and All India Inter-Se-Seniority of IAS Probationers of 2014 Batch (Final)
According to Cadre -wise Merit List

Statement 'B'

Sl. No.	Name of Officer Trainees	Cadre	FC Written	FC Assessment	Phase-I Written	Phase-I Assessment	Phase-II Assessment	Phase-II District Training	UPSC	Total Marks	Rank
Maximum Marks			150	150	300	200	200	200	2025	3225	
1	ANGEL BHATI (Ms.)	AGMUT	108.33	112.38	225.19	155.26	161.95	159.69	848.00	1770.80	1
2	MONICA PRIYADARSHINI (Ms.)	AGMUT	102.67	100.13	220.51	148.59	168.67	154.88	821.00	1716.45	2
3	BHUPESH CHAUDHARY	AGMUT	97.67	113.85	212.95	163.15	154.20	140.79	827.00	1709.61	3
4	SACHIN RANA	AGMUT	107.00	102.79	218.39	148.37	167.13	158.09	802.00	1703.77	4
5	KINNY SINGH (Ms.)	AGMUT	99.00	99.34	224.63	150.77	147.50	155.00	819.00	1695.24	5
6	CHESHTA YADAV (Ms.)	AGMUT	97.67	97.30	229.49	151.51	153.91	156.69	805.00	1691.57	6
7	SOUMYA (Ms.)	AGMUT	101.33	107.21	204.95	140.81	158.69	144.62	832.00	1689.61	7
8	AWANISH KUMAR	AGMUT	108.00	103.88	225.09	149.50	146.76	96.69	842.00	1671.92	8
9	SWETIKA SACHAN (Ms.)	AGMUT	102.33	105.16	221.52	149.42	155.30	124.71	804.00	1662.44	9
10	SUNEEL ANCHIPAKA	AGMUT	100.33	106.53	206.39	138.12	162.55	106.50	794.00	1614.42	10
11	SANTOSH KUMAR RAI	AGMUT	101.67	107.78	204.29	138.65	129.12	60.10	840.00	1581.61	11
12	VETRISELVI K (Ms.)	ANDHRA PRADESH	91.33	108.26	206.44	158.83	157.49	160.08	829.00	1711.43	1
13	SUMIT KUMAR GANDHI	ANDHRA PRADESH	106.00	105.64	228.49	139.84	126.68	117.20	847.00	1670.85	2
14	NISHANT KUMAR	ANDHRA PRADESH	110.67	98.98	223.92	133.02	137.04	140.79	795.00	1639.42	3
15	LAKSHMI PRIYA M S (Ms.)	ASSAM MEGHALAYA	104.33	102.15	230.87	152.56	179.01	165.04	808.00	1741.96	1
16	ANBAMUTHAN M P	ASSAM MEGHALAYA	97.00	106.83	214.45	161.24	163.65	134.53	844.00	1721.70	2
17	ANKIT KUMAR SINGH	ASSAM MEGHALAYA	98.33	100.40	209.15	154.25	153.99	168.98	786.00	1671.10	3
18	PRERNA SHARMA (Ms.)	ASSAM MEGHALAYA	91.33	110.47	208.25	137.46	150.11	129.59	809.00	1636.21	4
19	BIKRAM KAIRI	ASSAM MEGHALAYA	96.33	105.24	210.82	151.14	149.14	108.60	808.00	1629.27	5
20	SADNEK SINGH	ASSAM MEGHALAYA	104.33	102.20	213.06	148.37	150.77	119.74	786.00	1624.47	6
21	UDITA SINGH (Ms.)	BIHAR	107.33	112.73	231.80	148.58	166.36	153.94	856.00	1776.74	1
22	ROSHAN KUSHWAHA	BIHAR	103.33	102.13	217.02	146.44	153.75	171.97	851.00	1745.64	2
23	ABHILASHA KUMARI SHARMA (Ms.)	BIHAR	95.33	93.23	226.76	147.53	145.72	177.53	844.00	1730.10	3
24	SHASHANK SHUBHANKAR	BIHAR	105.67	104.29	218.07	129.19	160.74	127.75	851.00	1696.71	4



Jyotsna Gupta

(Under Secretary to Govt. of India)

Sl. No.	Name of Officer Trainees	Cadre	FC Written	FC Assessment	Phase-I Written	Phase-I Assessment	Phase-II Assessment	Phase-II District Training	UPSC	Total Marks	Rank
Maximum Marks			150	150	300	200	200	200	2025	3225	
25	ADITYA PRAKASH	BIHAR	98.50	105.23	214.19	152.07	165.29	58.73	847.00	1641.01	5
26	AMIT KUMAR PANDEY	BIHAR	90.67	95.65	213.60	128.05	127.78	73.84	853.00	1582.59	6
27	YASH PAL MEENA	BIHAR	98.67	106.89	215.51	123.53	110.02	140.81	771.00	1566.43	7
28	SAURABH JORAWAL	BIHAR	94.67	99.94	200.56	131.87	141.53	93.82	759.00	1521.39	8
29	SHYAM BIHARI MEENA	BIHAR	94.83	104.19	203.67	124.16	65.16	91.56	765.00	1448.57	9
30	KUNDAN KUMAR	CHHATTISGARH	102.67	108.83	221.03	143.58	161.10	131.88	844.00	1713.09	1
31	RICHA PRAKASH CHOUDHARY (Ms.)	CHHATTISGARH	99.00	105.78	217.61	139.71	157.70	118.68	856.00	1694.48	2
32	KULDEEP SHARMA	CHHATTISGARH	95.67	105.79	214.86	130.75	164.72	162.96	780.00	1654.75	3
33	RITURAJ RAGHUVANSHI	CHHATTISGARH	104.00	103.43	205.28	133.33	101.52	150.67	849.00	1647.23	4
34	JAYAVARDHAN SONTYANA	CHHATTISGARH	100.00	109.96	211.49	134.59	147.86	124.35	815.00	1643.25	5
35	AMRIT VIKAS TOPNO	CHHATTISGARH	96.67	110.88	206.01	141.97	149.76	125.52	771.00	1601.81	6
36	VARUNKUMAR JAGDISH BARANWAL	GUJARAT	107.00	118.43	224.52	161.82	169.53	111.87	866.00	1759.17	1
37	PRABHAV JOSHI	GUJARAT	101.33	100.85	232.52	157.76	173.74	106.18	875.00	1747.38	2
38	PRASHASTI PAREEK (Ms.)	GUJARAT	104.33	105.69	231.43	143.91	161.85	113.79	879.00	1740.00	3
39	RACHIT RAJ	GUJARAT	108.83	67.78	209.98	106.09	131.76	123.80	934.00	1682.24	4
40	JINCY R. WILLIAM	GUJARAT	95.00	103.13	197.77	128.22	143.50	147.33	840.00	1654.95	5
41	ASHISH KUMAR	GUJARAT	98.00	110.88	203.15	145.47	138.72	140.00	810.00	1646.22	6
42	PRAVEEN CHAUDHARY	GUJARAT	101.67	107.76	211.70	139.87	138.90	126.22	816.00	1642.12	7
43	ARVIND V	GUJARAT	86.00	109.11	193.85	146.12	148.04	138.99	813.00	1635.11	8
44	ANILKUMAR RAMJIBHAI RANAVASIYA	GUJARAT	86.67	106.38	205.34	134.53	143.45	153.18	794.00	1623.55	9
45	AJAY DAHIYA	GUJARAT	97.67	108.13	204.87	133.48	140.61	100.64	822.00	1607.40	10
46	MUNISH SHARMA	HARYANA	107.33	115.54	236.51	159.28	170.53	110.82	936.00	1836.01	1
47	MANOJ KUMAR	HARYANA	121.50	113.90	231.45	144.60	169.57	165.09	822.00	1768.11	2
48	ANISH YADAV	HARYANA	105.33	111.67	218.09	142.36	121.28	145.02	834.00	1677.75	3
49	VIKRAM	HARYANA	99.33	107.28	216.72	134.01	146.05	131.36	840.00	1674.75	4
50	RANI NAGAR (Ms.)	HARYANA	104.00	103.85	225.47	129.35	132.90	146.97	826.00	1668.54	5
51	MONIKA GUPTA (Ms.)	HARYANA	103.00	109.18	219.89	149.10	146.15	99.97	804.00	1631.29	6
52	NIPUN JINDAL	HIMACHAL PRADESH	104.67	125.40	231.46	165.81	162.99	175.63	868.00	1833.96	1
53	ABID HUSSAIN SADIQ	HIMACHAL PRADESH	104.00	115.28	213.50	147.33	153.35	166.36	871.00	1770.82	2
54	ASHUTOSH GARG	HIMACHAL PRADESH	94.00	114.30	206.37	151.30	158.93	152.31	853.00	1730.21	3
55	ARINDAM CHAUDHARY	HIMACHAL PRADESH	100.33	101.59	218.16	144.89	123.57	131.24	856.00	1675.78	4
56	RAHUL YADAV	JAMMU & KASHMIR	108.67	102.83	224.17	138.66	169.10	134.79	803.00	1681.22	1


 Jyotsna Gupta
 (Under Secretary to Govt. of India)

(47)

Sl. No.	Name of Officer Trainees	Cadre	FC Written	FC Assessment	Phase-I Written	Phase-I Assessment	Phase-II Assessment	Phase-II District Training	UPSC	Total Marks	Rank
Maximum Marks			150	150	300	200	200	200	2025	3225	
57	OWAIS AHMED	JAMMU & KASHMIR	107.00	105.31	235.02	154.02	151.10	113.10	767.00	1632.55	2
58	SAGAR DATTATRAY DOIFODE	JAMMU & KASHMIR	101.33	112.39	207.26	152.23	123.32	126.66	805.00	1628.19	3
59	DIVYANSHU JHA	JHARKHAND	111.33	118.62	238.48	163.53	155.05	78.79	907.00	1772.80	1
60	NANCY SAHAY (Ms.)	JHARKHAND	105.00	105.72	235.09	161.47	136.41	155.03	862.00	1760.72	2
61	VARUN RANJAN	JHARKHAND	106.00	109.07	230.32	156.84	169.03	127.82	859.00	1758.08	3
62	SUSHANT GAURAV	JHARKHAND	96.00	119.10	222.74	158.31	161.51	122.41	852.00	1732.07	4
63	KULDEEP CHAUDHARY	JHARKHAND	98.00	105.47	217.33	146.93	168.34	135.66	812.00	1683.73	5
64	FAIZ AQ AHMED MUMTAZ	JHARKHAND	89.00	105.50	193.26	128.66	132.49	146.53	888.00	1683.44	6
65	BHOR SINGH YADAV	JHARKHAND	107.33	100.74	212.03	148.07	142.78	85.90	807.00	1603.85	7
66	SHASHI RANJAN	JHARKHAND	96.33	103.43	203.39	138.64	143.79	101.62	811.00	1598.20	8
67	DIVYA PRABHU G R J (Ms.)	KARNATAKA	109.83	102.61	238.60	165.98	167.41	180.39	847.00	1811.82	1
68	SUBHA KALYAN (Ms.)	KARNATAKA	112.19	101.53	231.69	145.69	161.00	136.00	837.00	1725.10	2
69	SHILPA NAG CT (Ms.)	KARNATAKA	98.33	119.88	225.54	163.89	168.16	107.51	805.00	1688.31	3
70	NALINI ATUL	KARNATAKA	104.00	112.60	225.74	158.63	135.37	80.13	857.00	1673.47	4
71	PRASHANT KUMAR MISHRA	KARNATAKA	106.00	96.98	217.04	134.77	123.12	129.66	851.00	1658.57	5
72	GURUDATTA HEGDE	KARNATAKA	94.00	109.00	206.60	151.01	119.60	70.57	872.00	1622.78	6
73	RAGHUNANDAN MURTHY	KARNATAKA	101.67	103.60	217.14	146.16	135.41	99.34	794.00	1597.32	7
74	DIVYA S IYER (Ms.)	KERALA	103.50	104.59	217.97	152.54	157.43	124.43	855.00	1715.46	1
75	CHANDRASEKAR S	KERALA	99.33	111.81	197.49	152.61	163.85	157.28	816.00	1698.37	2
76	PREM KUMAR V R	KERALA	97.67	106.73	219.62	155.70	154.94	145.09	815.00	1694.75	3
77	CHITHRA S (Ms.)	KERALA	86.33	103.66	190.67	146.27	160.91	114.22	841.00	1643.06	4
78	AFSANA PERWEEN (Ms.)	KERALA	91.33	108.51	201.82	124.21	138.64	166.58	803.00	1634.09	5
79	ROHIT MEENA	KERALA	102.33	110.81	210.45	137.73	142.86	127.61	773.00	1604.79	6
80	SALONI SIDANA (Ms.)	MADHYA PRADESH	110.83	102.65	240.21	158.71	185.36	163.56	848.00	1809.32	1
81	AVI PRASAD	MADHYA PRADESH	110.67	117.61	230.24	159.21	162.92	120.41	893.00	1794.06	2
82	SHEETLA PATLE (Ms.)	MADHYA PRADESH	106.00	114.63	212.99	168.10	168.65	126.11	876.00	1772.48	3
83	RIJU BAFNA (Ms.)	MADHYA PRADESH	112.00	112.40	227.26	160.29	156.95	129.42	848.00	1746.32	4
84	KSHITIJ ASHOK SINGHAL	MADHYA PRADESH	116.00	114.09	221.37	172.43	172.40	103.35	846.00	1745.64	5
85	SAKET MALVIYA	MADHYA PRADESH	108.33	109.42	240.06	142.20	163.23	92.33	880.00	1735.57	6
86	ARUN KUMAR VISHWAKARMA	MADHYA PRADESH	97.33	116.42	218.31	142.04	145.22	178.75	835.00	1733.07	7
87	BHAVYA MITTAL (Ms.)	MADHYA PRADESH	110.33	120.31	215.83	161.77	166.41	90.85	864.00	1729.50	8
88	RISHAV GUPTA	MADHYA PRADESH	111.67	108.22	230.56	136.98	172.58	80.92	861.00	1701.93	9

Jyotsna Gupta

(Under Secretary to Govt. of India)

Sl. No.	Name of Officer Trainees	Cadre	FC Written	FC Assessment	Phase-I Written	Phase-I Assessment	Phase-II Assessment	Phase-II District Training	UPSC	Total Marks	Rank
	Maximum Marks		150	150	300	200	200	200	2025	1725	
89	NEHA MEENA (Ms.)	MADHYA PRADESH	101.00	116.40	213.71	153.09	133.00	134.78	843.00	1694.98	10
90	TANVI HOODA (Ms.)	MADHYA PRADESH	101.00	107.91	219.24	132.16	149.27	117.53	865.00	1692.11	11
91	ASHISH VASHISHTH	MADHYA PRADESH	93.67	99.56	205.41	124.35	127.96	118.10	889.00	1658.05	12
92	ANKIT ASTHANA	MADHYA PRADESH	103.67	94.64	223.99	133.76	115.34	123.75	844.00	1639.15	13
93	ADITYA SINGH	MADHYA PRADESH	89.00	100.94	203.72	126.00	132.23	120.69	855.00	1627.58	14
94	LOKESHKUMAR RAMCHANDRA JANGID	MADHYA PRADESH	97.33	102.23	210.27	128.53	145.88	74.12	849.00	1607.36	15
95	PAVNEET KAUR (Ms.)	MAHARASHTRA	111.33	106.83	239.45	170.37	168.30	128.57	855.00	1779.85	1
96	MANISHA KHATRI (Ms.)	MAHARASHTRA	103.00	102.07	227.47	146.83	170.73	159.84	863.00	1772.94	2
97	AANCHAL SOOD (GOYAL) (Ms.)	MAHARASHTRA	107.00	114.06	227.49	156.57	173.80	138.90	851.00	1768.82	3
98	JALAJ SHARMA	MAHARASHTRA	102.00	113.80	217.07	160.26	158.65	160.52	856.00	1768.30	4
99	NIMA ARORA (Ms.)	MAHARASHTRA	102.00	108.92	227.21	156.40	155.31	159.98	854.00	1763.82	5
100	ITANKAR VIPIN VITHOBA	MAHARASHTRA	101.33	110.58	211.33	151.41	139.73	151.47	892.00	1757.85	6
101	RATHOD VIJAY CHANDRAKANT	MAHARASHTRA	103.33	109.55	238.66	147.46	154.43	127.65	846.00	1727.08	7
102	MANTADA RAJA DAYANIDHI	MAHARASHTRA	95.00	108.16	215.58	146.65	154.39	128.82	838.00	1686.60	8
103	AMOL JAGANNATH YEDAGE	MAHARASHTRA	99.33	108.85	217.49	146.23	151.99	137.71	811.00	1672.60	9
104	PRITHVIRAJ B P	MAHARASHTRA	98.00	100.47	223.70	145.05	157.86	146.54	785.00	1656.62	10
105	PAWAN YADAV	MANIPUR	107.33	118.23	213.04	148.79	148.65	129.84	804.00	1669.88	1
106	RAVINDER SINGH	MANIPUR	107.33	108.44	216.74	150.29	162.17	115.14	803.00	1663.11	2
107	SARITA YADAV (Ms.)	NAGALAND	103.67	107.71	220.52	150.13	154.50	172.93	800.00	1709.46	1
108	KUMAR RAMNIKANT	NAGALAND	96.33	111.96	215.10	149.70	168.07	169.05	797.00	1707.21	2
109	DILEEP KUMAR YADAV	NAGALAND	96.00	103.95	207.07	141.28	133.57	139.32	800.00	1621.19	3
110	CHANCHAL RANA	ORISSA	111.00	120.90	215.65	149.93	159.23	153.00	911.00	1820.71	1
111	SWADHA DEV SINGH (Ms.)	ORISSA	112.33	111.66	228.12	142.39	157.08	157.03	850.00	1758.61	2
112	SHASHANKA ALA (Ms.)	ORISSA	96.67	105.76	210.67	156.26	172.42	157.23	812.00	1711.01	3
113	SIDDHARTH SHANKAR SWAIN	ORISSA	105.00	103.83	225.05	151.19	156.36	148.73	799.00	1689.16	4
114	CHAKRAVARTI SINGH RATHORE	ORISSA	103.00	90.56	221.45	140.54	140.87	141.62	845.00	1683.04	5
115	YEDDULA VIJAY	ORISSA	103.33	102.85	231.54	127.22	155.32	105.35	810.00	1635.61	6
116	SAKSHI SAWHNEY (Ms.)	PUNJAB	111.33	112.68	231.62	165.78	181.27	175.97	912.00	1890.65	1
117	KOMAL MITTAL (Ms.)	PUNJAB	107.33	114.77	236.60	156.98	178.99	171.89	884.00	1850.56	2
118	HIMANSHU AGGARWAL	PUNJAB	107.33	115.61	232.62	161.96	174.98	161.99	870.00	1824.49	3
119	PREETI YADAV (Ms.)	PUNJAB	103.00	115.73	232.04	156.22	169.04	159.64	814.00	1749.67	4
120	RUHEE DUGG (Ms.)	PUNJAB	100.33	106.51	216.10	161.64	164.86	154.97	824.00	1728.41	5



Jyotsna Gupta
(Under Secretary to Govt. of India)

49

Sl. No.	Name of Officer Trainees	Cadre	FC Written	FC Assessment	Phase-I Written	Phase-I Assessment	Phase-II Assessment	Phase-II District Training	UPSC	Total Marks	Rank
Maximum Marks			150	150	300	200	200	200	2025	3225	
121	JITENDRA JORWAL	PUNJAB	98.00	117.41	210.63	153.32	148.04	166.19	802.00	1695.59	6
122	AMRIT SINGH (Ms.)	PUNJAB	94.00	105.22	190.64	147.90	150.39	154.58	812.00	1654.73	7
123	JASPREET SINGH	PUNJAB	105.67	100.31	213.83	142.31	99.51	114.38	795.00	1571.01	8
124	GAURAV AGRAWAL	RAJASTHAN	117.00	109.22	238.98	154.55	138.17	122.59	975.00	1855.51	1
125	CHINMAYEE GOPAL (Ms.)	RAJASTHAN	116.67	107.70	228.86	148.65	159.61	119.98	888.00	1769.47	2
126	SHUBHAM CHAUDHARY (Ms.)	RAJASTHAN	111.00	102.61	235.83	136.67	162.49	117.59	899.00	1765.19	3
127	BHARTI DIXIT (Ms.)	RAJASTHAN	105.00	113.35	208.70	154.89	155.28	106.58	916.00	1759.80	4
128	SURESH KUMAR OLA	RAJASTHAN	105.33	107.83	219.94	148.15	145.73	123.27	857.00	1707.25	5
129	QUMMER UL ZAMAN CHOUDHARY	RAJASTHAN	102.67	113.29	214.65	154.62	153.61	163.41	766.00	1668.25	6
130	BHANWAR LAL	RAJASTHAN	90.67	86.24	212.32	141.65	164.89	104.80	843.00	1643.57	7
131	ASHISH MODI	RAJASTHAN	106.00	108.75	209.38	154.02	161.14	101.06	802.00	1642.35	8
132	PEEYUSH SAMARIYA	RAJASTHAN	102.00	109.92	220.44	140.20	133.30	97.93	826.00	1629.79	9
133	JOHNY TOM VARGHESE	TAMIL NADU	99.67	106.90	217.58	154.70	161.90	166.20	907.00	1813.95	1
134	DEEPAK JACOB	TAMIL NADU	95.67	119.29	218.47	161.26	177.65	165.56	852.00	1789.90	2
135	KARTHIKEYAN K P	TAMIL NADU	98.00	109.40	212.37	164.08	172.05	144.69	849.00	1749.59	3
136	CHANDRA SEKHAR KILLI	TAMIL NADU	103.33	112.76	218.62	163.38	161.54	146.61	814.00	1720.24	4
137	AKASH P	TAMIL NADU	94.67	108.71	213.86	146.39	145.61	127.25	851.00	1687.49	5
138	PRADEEPKUMAR MASILAMANI	TAMIL NADU	97.00	109.82	216.52	153.79	149.77	160.86	798.00	1685.76	6
139	JEYASEELAN V P	TAMIL NADU	93.33	101.56	193.32	148.56	155.71	124.21	856.00	1672.69	7
140	GRACE LALRINDIKI PACHUAU (Ms.)	TAMIL NADU	96.00	101.73	202.48	140.21	129.58	164.46	789.00	1623.46	8
141	SRAVAN KUMAR JATAVATH	TAMIL NADU	100.33	104.31	211.28	141.10	143.64	124.99	778.00	1603.65	9
142	GAUTHAM V P	TELANGANA	111.67	119.94	241.07	167.43	173.18	135.03	830.00	1778.32	1
143	SIKTA PATNAIK (Ms.)	TELANGANA	110.33	119.94	229.24	154.52	174.69	140.97	848.00	1777.69	2
144	KRISHNA ADITYA S	TELANGANA	107.33	107.00	233.78	152.71	161.24	149.51	842.00	1753.57	3
145	SANDEEP KUMAR JHA	TELANGANA	102.00	105.34	216.94	134.28	157.51	176.40	849.00	1741.47	4
146	MD MUSHARRAF ALI FARUQUI	TELANGANA	105.33	112.03	221.13	164.84	173.68	102.89	847.00	1726.90	5
147	VISHWASREE B (Ms.)	TRIPURA	109.00	115.56	225.13	159.42	170.32	152.75	802.00	1734.18	1
148	MAYUR RATILAL GOVEKAR	TRIPURA	95.67	105.72	209.64	146.79	150.15	119.65	802.00	1629.62	2
149	NAGESH KUMAR B	TRIPURA	93.67	98.64	220.01	130.16	105.75	129.10	805.00	1582.33	3
150	NEHA JAIN (Ms.)	UTTAR PRADESH	108.33	110.27	239.00	171.98	179.55	128.11	893.00	1830.24	1
151	MANISH BANSAL	UTTAR PRADESH	109.00	121.42	228.90	156.27	182.34	161.31	854.00	1813.24	2
152	MEDHA ROOPAM (Ms.)	UTTAR PRADESH	98.33	114.44	220.46	141.34	165.52	159.28	903.00	1802.37	3

(Signature)

Jyotsna Gupta

(Under Secretary to Govt. of India)

Sl. No.	Name of Officer Trainees	Cadre	FC Written	FC Assessment	Phase-I Written	Phase-I Assessment	Phase-II Assessment	Phase-II District Training	UPSC	Total Marks	Rank
Maximum Marks			150	150	300	200	200	200	2025	13225	
153	KRITIKA JYOTSNA (Ms.)	UTTAR PRADESH	100.00	110.98	214.45	152.25	162.14	146.35	867.00	1753.17	4
154	RAHUL PANDEY	UTTAR PRADESH	98.00	100.00	236.41	145.34	157.81	144.00	854.00	1735.56	5
155	ISHA DUHAN (Ms.)	UTTAR PRADESH	107.33	116.82	229.45	152.89	170.64	102.65	851.00	1730.78	6
156	AVANISH KUMAR RAI	UTTAR PRADESH	103.33	113.68	226.65	136.82	153.53	109.28	854.00	1697.29	7
157	AKSHAY TRIPATHI	UTTAR PRADESH	102.33	95.36	226.89	130.71	99.58	101.57	933.00	1689.44	8
158	RAVI RANJAN	UTTAR PRADESH	101.00	107.14	210.02	160.05	148.33	93.24	844.00	1663.78	9
159	ABHISHEK ANAND	UTTAR PRADESH	104.00	102.30	237.24	139.13	137.75	120.07	815.00	1655.49	10
160	GAURANG RATHI	UTTAR PRADESH	110.33	115.86	220.83	148.81	119.32	70.45	857.00	1642.60	11
161	MRIDUL CHOWDHARY	UTTAR PRADESH	101.00	103.53	222.46	134.54	139.32	127.77	809.00	1637.62	12
162	ARCHANA VERMA (Ms.)	UTTAR PRADESH	100.33	105.70	198.50	118.79	134.16	125.67	848.00	1631.15	13
163	PREM RANJAN SINGH	UTTAR PRADESH	94.33	91.58	213.69	124.83	95.43	126.06	851.00	1596.92	14
164	FUNDE NIKHIL TIKARAM	UTTAR PRADESH	96.33	102.73	201.01	155.55	144.27	89.81	806.00	1595.70	15
165	MAHENDRA KUMAR MEENA	UTTAR PRADESH	101.67	100.62	219.99	134.12	82.77	122.55	796.00	1557.72	16
166	SANDEEP KUMAR	UTTAR PRADESH	95.33	96.82	194.61	123.38	145.22	74.09	795.00	1524.45	17
167	VINEET TOMAR	UTTARAKHAND	96.33	101.84	216.00	121.06	140.59	161.12	853.00	1689.94	1
168	MANUJ GOYAL	UTTARAKHAND	103.00	111.88	229.36	158.35	117.00	115.52	848.00	1683.11	2
169	DHAVAL JAIN	WEST BENGAL	110.00	128.39	233.99	166.12	170.35	180.98	801.00	1790.83	1
170	SIYAD N	WEST BENGAL	110.67	115.21	221.09	166.57	178.73	167.48	805.00	1764.75	2
171	SANA AKHTAR (Ms.)	WEST BENGAL	105.00	110.08	225.48	152.11	152.23	164.22	844.00	1753.12	3
172	SHIRAZ DANESHYAR	WEST BENGAL	106.67	114.71	216.72	143.47	156.27	159.47	814.00	1711.31	4
173	KRITIKA SHARMA (Ms.)	WEST BENGAL	102.67	109.83	220.63	133.85	130.68	165.96	844.00	1707.62	5
174	UNICE RISHIN ISMAIL	WEST BENGAL	100.00	109.77	213.30	136.65	137.46	166.17	829.00	1692.35	6
175	ADITI CHAUDHARY (Ms.)	WEST BENGAL	96.67	102.56	216.78	141.85	150.34	148.77	809.00	1665.97	7
176	KONTHAM SUDHIR	WEST BENGAL	98.00	112.43	213.75	161.89	158.46	99.96	794.00	1638.49	8



Jyotsna Gupta
(Under Secretary to Govt. of India)