

F.No. 11037/01/2013-AIS-III
Government of India
Ministry of Personnel, Public Grievances and Pensions
Department of Personnel & Training

North Block, New Delhi-110001
Dated 27 December, 2021

✓ To,

The Chief Secretaries of States / UTs

Subject: Fixation of revised final inter-se-seniority of the IAS probationers of 2010 batch – reg.

Sir / Madam,

I am directed to refer to the above mentioned subject and to say that there are 133 IAS probationers in 2010 batch. Accordingly, inter-se-seniority list (Annexure- A&B) of 133 probationers of 2010 batch has been prepared in accordance with Rule 10(1) of the Indian Administrative Service (Probation) Rules, 1954.


2. It is pertinent to mention that, initially there were 132 IAS officer trainees belonging to the 2010 batch. Thereafter, in compliance of orders of Court of law, Shri Yeshwant V Gurukar has also been allocated IAS against 2010 Batch. As such, there are 133 IAS officers in 2010 batch. Accordingly, revised final- inter-se-seniority of 133 IAS officers is being issued.

3. In view of the above, it is requested that the revised final inter-se-seniority list of RR IAS officers of 2010 batch may kindly be circulated amongst the concerned member of the Service. While every care has been taken to ensure accuracy in fixation of seniority, discrepancy, if any, may kindly be brought to the notice of this Department for necessary action within 1 month from issue of this letter.

4. This supersedes inter-se-seniority issued vide letters of even number dated 16.04.2014 & 05.05.2014.

Encl:- As above.

Yours faithfully,



(Devendra Kumar)

Under Secretary to the Government of India
Ph:011-23093421

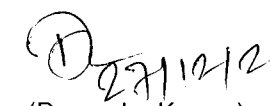
Copy to:-

The Director, LBSNAA, Mussorie-248179, Uttarakhand.	For information w.r.t LBSNAA's letter No. T-23030/1/2019-COE dated 10.08.2021 and e-mail dated 08.12.2021.
---	--


Government of India
Ministry of Personnel, Public Grievances & Pensions
Department of Personnel & Training
Final Marks and All India Inter-Se-Seniority of IAS Probationers of 2010 Batch (Revised -Final)
According to Rank -wise Merit List

Statement 'A'

Sl.No.	Name of Officer Trainee	Cadre	FC Written	FC Assessment	Phase-I written	Phase-I Assessment	Phase-II Assessment	Phase-II District Training	UPSC Marks	Total	Final Rank
	Maximum Marks		150	150	300	200	200	200	2300	3500	
1	SHAH FAESAL	J&K	115.17	113.85	215.60	163.90	175.50	166.00	1361.00	2311.02	1
2	ANUPAMA T. V. (Ms.)	KERALA	115.83	117.76	236.50	164.10	178.83	171.50	1311.00	2295.52	2
3	PRAKASH RAJPUROHIT	RAJASTHAN	117.17	105.75	234.30	156.80	167.50	165.50	1336.00	2283.02	3
4	ANAY DWIVEDI	MADHYA PRADESH	122.17	111.25	242.40	161.10	157.80	166.50	1309.00	2270.22	4
5	D. DIVYA (Ms.)	ANDHRA PRADESH	121.00	112.00	232.30	160.90	170.88	184.50	1243.00	2224.58	5
6	NARAYANA BHARATH GUPTA	ANDHRA PRADESH	117.83	113.26	241.40	159.40	163.50	168.00	1258.00	2221.39	6
7	IVA SAHAY (Ms.)	HIMACHAL PRADESH	116.00	97.96	218.20	145.40	141.80	163.50	1326.00	2208.86	7
8	MOHAMMED Y. SAFIRULLA K.	KERALA	112.33	115.10	231.00	166.60	174.42	169.50	1228.00	2196.95	8
9	LALITHA R. (Ms.)	TAMIL NADU	114.67	106.37	213.00	151.30	166.00	167.50	1270.00	2188.84	9
10	BHARATI HOLLIKERI (Ms.)	ANDHRA PRADESH	120.83	107.24	235.80	159.70	165.75	173.25	1225.00	2187.57	10
11	JOYOSHI DAS GUPTA (Ms.)	WEST BENGAL	108.17	118.20	201.50	174.60	174.64	166.50	1239.00	2182.61	11
12	YESHWANT V GURUKAR	KARNATAKA	111.94	141.47	236.57	156.07	179.85	148.11	1206.00	2180.01	12
13	AKHAND PRATAP SINGH	UTTAR PRADESH	101.17	99.53	217.80	158.50	160.30	156.50	1280.00	2173.80	13
14	PRAVEEN P. NAIR	TAMIL NADU	116.33	94.10	216.70	153.90	170.64	166.00	1254.00	2171.67	14
15	PRABHJOT SINGH	HARYANA	114.17	94.91	227.00	159.40	157.40	157.00	1261.00	2170.88	15
16	GANESH SHANKAR MISHRA	MADHYA PRADESH	116.50	101.55	230.00	148.60	157.33	163.50	1253.00	2170.48	16
17	AMRAPALI KATA (Ms.)	ANDHRA PRADESH	116.83	110.95	222.70	153.90	155.00	167.00	1241.00	2167.38	17
18	RAJIV RAUSHAN	BIHAR	106.83	102.07	220.80	157.10	166.83	160.50	1252.00	2166.13	18
19	S.S. NAKUL	KARNATAKA	114.00	94.00	217.20	162.10	166.83	163.00	1247.00	2164.13	19
20	SHELESH NAWAL	MAHARASHTRA	116.17	105.36	217.40	160.30	154.70	161.50	1245.00	2160.43	20
21	JITENDRA KUMAR SONI	RAJASTHAN	113.67	109.83	212.40	164.10	169.33	142.00	1248.00	2159.33	21
22	SREEVIDYA P. I. (Ms.)	KARNATAKA	109.00	100.45	206.20	151.30	173.50	152.00	1265.00	2157.45	22
23	GHANSHYAM THORI	PUNJAB	115.50	110.10	236.00	136.50	146.50	162.50	1250.00	2157.10	23
24	SHANMUGA PRIYA R (Ms.)	MADHYA PRADESH	114.00	113.25	229.90	143.10	153.93	158.50	1244.00	2156.68	24
25	D. MANIKANDAN	AGMUT	116.83	102.45	223.60	167.90	165.50	171.50	1207.00	2154.78	25


(Devendra Kumar)

Sl.No.	Name of Officer Trainee	Cadre	FC Written	FC Assessment	Phase-I written	Phase-I Assessment	Phase-II Assessment	Phase-II District Training	UPSC Marks	Total	Final Rank
	Maximum Marks		150	150	300	200	200	200	2300	3500	
26	NIDHI SRIVASTAVA (Ms.)	AGMUT	108.33	104.83	210.70	145.00	167.00	169.50	1249.00	2154.36	26
27	KAUSHAL KISHORE	BIHAR	118.83	107.05	232.40	156.20	165.00	142.50	1231.00	2152.98	27
28	SUDHANSU MOHAN SAMAL	ORISSA	108.00	99.35	216.60	155.20	163.70	146.00	1257.00	2145.85	28
29	DURGA SAKTHI NAGPAL (Ms.)	PUNJAB	110.67	104.90	217.70	133.60	161.30	162.50	1254.00	2144.67	29
30	AMEET KUMAR	JHARKHAND	107.50	104.98	225.20	160.70	160.00	146.00	1239.00	2143.38	30
31	TANVI SUNDRIYAL (Ms.)	MADHYA PRADESH	113.33	104.43	226.20	135.40	152.50	124.00	1287.00	2142.86	31
32	J. NIVAS	ANDHRA PRADESH	110.50	104.88	209.00	155.90	159.67	162.50	1238.00	2140.45	32
33	KAUSHLENDRA VIKRAM SINGH	MADHYA PRADESH	107.67	108.42	204.30	156.10	164.25	152.50	1247.00	2140.24	33
34	BHANDARI SWAGAT	KERALA	111.17	109.30	232.50	148.40	151.00	166.00	1221.00	2139.37	34
35	GARIMA MITTAL (Ms.)	HARYANA	116.00	109.63	184.50	121.40	160.50	158.00	1285.00	2135.03	35
36	KANAGA VALLI M. (Ms.)	KARNATAKA	111.33	93.69	223.40	146.20	143.06	152.00	1262.00	2131.68	36
37	AMIT KUMAR	JHARKHAND	106.67	102.79	210.40	155.20	164.40	162.00	1229.00	2130.46	37
38	ASHUTOSH SALIL	MAHARASHTRA	113.83	96.79	227.20	155.50	158.64	148.50	1228.00	2128.46	38
39	CYRIL V. DARLONG DIENGDOH	ASSAM MEGHALAYA	114.83	113.12	231.20	178.30	177.07	156.50	1157.00	2128.02	39
40	SIVAKUMAR K. B.	KARNATAKA	108.67	100.25	221.00	149.90	165.17	140.50	1242.00	2127.49	40
41	K. BALAJI	UTTAR PRADESH	116.33	122.76	217.40	173.70	158.79	137.82	1200.00	2126.80	41
42	GAURAV DAHIYA	GUJARAT	112.33	95.86	226.20	156.60	161.00	156.00	1217.00	2124.99	42
43	TARUN RATHI	MADHYA PRADESH	109.67	97.38	223.60	132.20	147.60	155.50	1256.00	2121.95	43
44	KARMVEER SHARMA	MADHYA PRADESH	106.83	106.88	212.40	144.00	150.75	149.00	1249.00	2118.86	44
45	SUMAN RAWAT (Ms.)	MAHARASHTRA	100.50	112.83	211.90	148.00	149.07	158.00	1238.00	2118.30	45
46	KAMLESH KUMAR JOSHI	AGMUT	113.83	105.77	228.30	144.10	163.83	136.00	1224.00	2115.83	46
47	V. RAM PRASATH MANOHAR	KARNATAKA	116.17	109.92	213.50	142.10	161.00	162.50	1209.00	2114.19	47
48	JAI PRAKASH MAURYA	CHHATTISGARH	95.50	100.47	193.10	152.10	156.10	134.50	1282.00	2113.77	48
49	SHASHANK SETHI	WEST BENGAL	118.17	97.40	234.40	134.10	151.80	141.00	1234.00	2110.87	49
50	ASHUTOSH NIRANJAN	UTTAR PRADESH	112.67	104.63	206.60	136.70	153.00	124.24	1273.00	2110.84	50
51	ANURAG CHAUDHARY	MADHYA PRADESH	113.17	111.39	220.40	113.00	157.42	148.00	1247.00	2110.38	51
52	RASHMITA PANDA (Ms.)	ORISSA	103.00	101.93	190.90	143.60	157.60	147.00	1266.00	2110.03	52
53	KANWAL TANUJ	BIHAR	111.33	103.91	221.60	139.70	148.70	158.00	1225.00	2108.24	53
54	PATEL ANAND BABULAL	GUJARAT	99.17	94.15	203.20	150.70	158.90	154.50	1247.00	2107.62	54
55	SAKSHI MITTAL (Ms.)	AGMUT	109.33	104.38	214.50	147.50	162.33	139.00	1230.00	2107.04	55
56	NEHA BANSAL (Ms.)	TAMIL NADU	109.00	101.96	207.40	149.60	153.00	163.00	1223.00	2106.96	56
57	LAYA MADDURI (Ms.)	ASSAM MEGHALAYA	112.33	107.12	213.50	156.50	163.86	169.00	1180.00	2102.31	57


 (Devendra Kumar)


Sl.No.	Name of Officer Trainee	Cadre	FC Written	FC Assessment	Phase-I written	Phase-I Assessment	Phase-II Assessment	Phase-II District Training	UPSC Marks	Total	Final Rank
	Maximum Marks		150	150	300	200	200	200	2300	3500	
58	BADDIPUDI VIJAYA JYOTHSNA (Ms.)	KARNATAKA	114.83	97.11	229.30	151.50	147.06	151.00	1211.00	2101.80	58
59	BRUNDHA D. (Ms.)	ORISSA	106.50	94.56	214.00	164.80	166.33	160.00	1192.00	2098.19	59
60	KARTIKEYA GOEL	CHHATTISGARH	110.00	96.00	204.30	138.50	166.07	144.50	1238.00	2097.37	60
61	KUMAR PRASHANT	UTTAR PRADESH	108.67	93.35	207.40	147.10	149.70	138.08	1250.00	2094.30	61
62	ANIL BHANDARI	MAHARASHTRA	117.83	97.36	231.20	128.40	154.10	144.00	1221.00	2093.89	62
63	KUMAR AMIT	PUNJAB	105.83	99.03	199.30	167.70	175.80	160.00	1184.00	2091.66	63
64	NEHA SHARMA (Ms.)	UTTAR PRADESH	107.17	107.90	198.80	151.80	163.83	137.00	1222.00	2088.50	64
65	MONIKA RANI (Ms.)	UTTAR PRADESH	108.67	102.83	208.80	148.50	163.70	130.76	1220.00	2083.26	65
66	KADAMBARI BHAGAT (Ms.)	NAGALAND	106.67	106.34	229.90	146.80	162.60	156.50	1173.00	2081.81	66
67	SUDESH KUMAR MOKHTA	HIMACHAL PRADESH	110.50	105.06	209.10	154.80	161.83	156.50	1184.00	2081.79	67
68	CHAUDHARI UDAY GAURISHANKAR	MAHARASHTRA	104.33	104.49	202.50	167.10	158.67	155.50	1189.00	2081.59	68
69	GANDAM CHANDRUDU	ANDHRA PRADESH	109.83	105.63	208.70	151.70	156.00	167.50	1181.00	2080.36	69
70	R. VIMALA (Ms.)	WEST BENGAL	95.17	99.83	198.20	165.30	171.70	160.00	1190.00	2080.20	70
71	SUJEET KUMAR	GUJARAT	104.83	109.35	209.25	143.66	152.06	152.00	1208.00	2079.15	71
72	AHMED IQBAL	UTTARAKHAND	117.67	108.03	207.30	147.90	157.90	136.00	1203.00	2077.80	72
73	YUNUS	HIMACHAL PRADESH	97.00	100.55	195.10	150.90	154.2	164.00	1216.00	2077.75	73
74	RAJNARAYAN KAUSHIK	HARYANA	110.17	102.06	204.00	147.10	147.50	133.00	1230.00	2073.83	74
75	NARENDER KUMAR MEENA	GUJARAT	105.50	94.56	210.80	127.00	144.10	153.00	1238.00	2072.96	75
76	DESHBHRATAR PRERNA	MAHARASHTRA	111.33	101.25	214.20	150.80	151.86	139.50	1204.00	2072.94	76
77	SHYAM LAL POONIA	MANIPUR TRIPURA	114.83	109.78	206.70	147.20	155.21	157.54	1180.00	2071.26	77
78	BHASKAR LAKSHAKAR	MADHYA PRADESH	109.33	98.32	204.20	138.50	148.17	145.50	1227.00	2071.02	78
79	SANDEEP KAUR (Ms.)	UTTAR PRADESH	101.83	100.98	202.80	145.30	167.10	153.50	1199.00	2070.51	79
80	SHAMBHU KUMAR	UTTAR PRADESH	109.33	93.42	209.80	144.50	152.60	125.46	1235.00	2070.11	80
81	SHANKAR LAL KUMAWAT	TAMIL NADU	105.50	104.01	214.40	138.80	156.10	163.00	1188.00	2069.81	81
82	SUBODH KUMAR	TAMIL NADU	103.17	97.07	206.20	157.60	166.17	155.50	1183.00	2068.71	82
83	VEENA N. M. (Ms.)	KERALA	100.00	104.06	208.70	152.70	162.43	161.50	1179.00	2068.39	83
84	MANJUSHREE N. (Ms.)	KARNATAKA	97.83	103.49	190.90	141.80	159.30	151.50	1223.00	2067.82	84
85	R. VENKATESH KUMAR	KARNATAKA	106.17	102.10	206.50	149.20	153.60	144.50	1205.00	2067.07	85
86	AJAY YADAV	TAMIL NADU	110.83	101.33	210.00	145.80	159.70	157.00	1182.00	2066.66	86
87	JITENDER YADAV	AGMUT	111.67	102.87	208.70	143.60	146.50	141.50	1211.00	2065.84	87
88	INDERJEET SINGH	RAJASTHAN	113.33	112.61	219.60	137.10	151.00	151.00	1180.00	2064.64	88

(Signature)
27/12/21

Sl.No.	Name of Officer Trainee	Cadre	FC Written	FC Assessment	Phase-I written	Phase-I Assessment	Phase-II Assessment	Phase-II District Training	UPSC Marks	Total	Final Rank
	Maximum Marks		150	150	300	200	200	200	2300	3500	
89	SANJAY KUMAR KHATRI	UTTAR PRADESH	98.17	97.37	197.80	155.30	164.17	129.26	1222.00	2064.07	89
90	VINOTHPRIYA R. (Ms.)	KARNATAKA	96.00	99.12	192.20	147.90	158.50	145.00	1224.00	2062.72	90
91	RAHUL DWIVEDI	MAHARASHTRA	102.83	102.81	198.20	123.40	140.30	154.00	1241.00	2062.54	91
92	SONIKA (Ms.)	UTTARAKHAND	109.50	109.39	221.90	146.00	155.17	140.50	1178.00	2060.46	92
93	YOGESH KUMAR	UTTAR PRADESH	98.17	106.82	197.80	157.90	170.67	145.02	1184.00	2060.38	93
94	NARAYAN KONWAR	ASSAM MEGHALAYA	92.67	102.47	192.00	155.70	160.70	153.50	1203.00	2060.04	94
95	VIKAS SINGH	MANIPUR TRIPURA	103.50	101.33	214.60	144.10	150.70	169.00	1175.00	2058.23	95
96	CHANDRA SHEKHAR SINGH	BIHAR	104.67	102.33	187.70	161.60	173.60	149.00	1178.00	2056.90	96
97	R. ARJUN	WEST BENGAL	109.67	101.96	199.90	153.70	160.00	134.00	1196.00	2055.23	97
98	SUJEET KUMAR*	UTTAR PRADESH	106.67	102.00	205.00	147.90	154.60	136.50	1202.00	2054.67	98
99	PRASANNA RAMASWAMY G.	J&K	103.00	112.58	222.90	147.70	144.29	140.00	1184.00	2054.47	99
100	RANU SAHU (Ms.)	CHHATTISGARH	105.50	96.11	214.90	147.50	156.00	121.00	1212.00	2053.01	100
101	NEHA GIRI (Ms.)	RAJASTHAN	106.83	92.10	200.20	150.30	147.40	138.00	1217.00	2051.83	101
102	SARANSH MITTAR	CHHATTISGARH	116.50	98.66	216.60	134.30	146.30	149.00	1187.00	2048.36	102
103	ABHIJEET AGRAWAL	MADHYA PRADESH	102.33	89.49	192.10	148.80	124.60	139.50	1251.00	2047.82	103
104	GHODKE RASHMI JAYENDRA (Ms.)	TAMIL NADU	106.33	103.15	219.30	154.40	152.00	124.50	1188.00	2047.68	104
105	RANJANA (Ms.)	TAMIL NADU	103.00	99.50	190.60	153.00	163.60	151.00	1182.00	2042.70	105
106	ASHEESH SINGH	MADHYA PRADESH	108.17	98.16	203.60	144.00	141.70	121.50	1225.00	2042.13	106
107	VISHWANATH	WEST BENGAL	88.17	106.53	180.00	157.20	158.60	158.50	1190.00	2039.00	107
108	RACHANA PATIL (Ms.)	BIHAR	97.50	107.18	208.80	129.00	153.33	146.50	1191.00	2033.31	108
109	PREETI MEENA (Ms.)	ANDHRA PRADESH	105.67	103.28	201.40	147.30	159.08	143.07	1172.00	2031.80	109
110	RAJEEV RANJAN	JHARKHAND	105.67	95.50	204.90	121.80	146.80	156.00	1200.00	2030.67	110
111	NITISH KUMAR	UTTAR PRADESH	107.00	94.65	177.70	145.60	151.60	136.06	1217.00	2029.61	111
112	KARMA R. BONPO	SIKKIM	110.50	98.33	207.80	157.10	147.20	153.00	1153.00	2026.93	112
113	VISHWA MOHAN SHARMA	NAGALAND	99.83	95.56	201.90	149.40	149.20	151.00	1180.00	2026.89	113
114	BHAWANI SINGH KHANGAROT	UTTAR PRADESH	105.33	119.11	218.60	157.80	124.00	75.06	1225.00	2024.90	114
115	ABU IMRAN	JHARKHAND	105.67	103.00	198.00	138.39	151.10	150.50	1178.00	2024.66	115
116	KAPIL MEENA	SIKKIM	114.67	99.73	200.80	143.30	151.60	156.50	1157.00	2023.60	116
117	MD. SADIQUE ALAM	ORISSA	104.00	91.87	202.20	139.50	147.50	138.00	1199.00	2022.07	117
118	HARICHANDANA DASARI (Ms.)	ANDHRA PRADESH	102.00	80.93	194.70	135.33	152.80	162.25	1192.00	2020.01	118

(Signature)
27/12/21

Sl.No.	Name of Officer Trainee	Cadre	FC Written	FC Assessment	Phase-I written	Phase-I Assessment	Phase-II Assessment	Phase-II District Training	UPSC Marks	Total	Final Rank
	Maximum Marks		150	150	300	200	200	200	2300	3500	
119	MAHATME SANDEEP NAMDEO	MANIPUR TRIPURA	104.17	99.70	214.00	131.70	149.70	134.50	1182.00	2015.77	119
120	ROBERT SINGH KSHETRIMAYUM	MANIPUR TRIPURA	93.00	103.50	177.40	147.90	158.10	142.04	1187.00	2008.94	120
121	AVANEESH KUMAR SINGH	BIHAR	115.83	99.53	194.40	112.50	157.70	129.00	1199.00	2007.96	121
122	ANIMESH KUMAR PARASHAR	BIHAR	102.83	89.28	188.70	134.60	131.70	111.00	1248.00	2006.11	122
123	RAJ KUMAR	BIHAR	112.00	99.63	212.00	136.10	148.20	135.00	1159.00	2001.93	123
124	MANSI NIMBHAL (Ms.)	ORISSA	94.83	96.58	198.30	128.70	142.00	142.00	1191.00	1993.41	124
125	ASHWANI KUMAR	ASSAM MEGHALAYA	97.33	86.00	211.60	145.50	147.50	123.00	1177.00	1987.93	125
126	PREM CHANDRA CHAUDHARY	ORISSA	95.50	102.44	186.20	127.70	145.10	140.50	1190.00	1987.44	126
127	ARTI LAL (Ms.)	GUJARAT	101.50	94.39	174.50	151.90	126.90	124.50	1208.00	1981.69	127
128	ARVIND KUMAR MINA	WEST BENGAL	101.33	95.25	193.10	127.80	143.30	147.50	1162.00	1970.28	128
129	NIRAJ KUMAR	J&K	101.33	99.58	162.30	146.00	144.10	130.00	1184.00	1967.31	129
130	KRISHNA BAJPAI	BIHAR	94.33	95.33	176.60	128.30	136.00	106.50	1223.00	1960.06	130
131	HIMANSHU KUMAR RAI	KERALA	93.67	97.85	193.00	138.55	145.00	143.50	1117.00	1928.57	131
132	KARUNA KUMARI (DR.)	ASSAM MEGHALAYA	96.83	83.55	181.10	151.37	150.30	159.50	1068.00	1890.65	132
133	KUMAR RAJEEV RANJAN	J&K	120.33	96.30	244.30	136.20	141.50	149.00	997.00	1884.63	133



(Devendra Kumar)

Under Secretary to Govt. of India

Government of India
Ministry of Personnel, Public Grievances & Pensions
Department of Personnel & Training
Final Marks and All India Inter-Se-Seniority of IAS Probationers of 2010 Batch (revised-final)
According to Cadre-wise Merit List

Statement 'B'

Sl.No.	Name of Officer Trainee	Cadre	FC Written Total	FC Assessment	Phase-I written	Phase-I Assessment	Phase-II Assessment	Phase-II District Training	UPSC Marks	Total	Final Rank
	Maximum Marks		150	150	300	200	200	200	2300	3500	
1	D. MANIKANDAN	AGMUT	116.83	102.45	223.60	167.90	165.50	171.50	1207.00	2154.78	1
2	NIDHI SRIVASTAVA (Ms.)	AGMUT	108.33	104.83	210.70	145.00	167.00	169.50	1249.00	2154.36	2
3	KAMLESH KUMAR JOSHI	AGMUT	113.83	105.77	228.30	144.10	163.83	136.00	1224.00	2115.83	3
4	SAKSHI MITTAL (Ms.)	AGMUT	109.33	104.38	214.50	147.50	162.33	139.00	1230.00	2107.04	4
5	JITENDER YADAV	AGMUT	111.67	102.87	208.70	143.60	146.50	141.50	1211.00	2065.84	5
6	D. DIVYA (Ms.)	ANDHRA PRADESH	121.00	112.00	232.30	160.90	170.88	184.50	1243.00	2224.58	1
7	NARAYANA BHARATH GUPTA	ANDHRA PRADESH	117.83	113.26	241.40	159.40	163.50	168.00	1258.00	2221.39	2
8	BHARATI HOLLIKERI (Ms.)	ANDHRA PRADESH	120.83	107.24	235.80	159.70	165.75	173.25	1225.00	2187.57	3
9	AMRAPALI KATA (Ms.)	ANDHRA PRADESH	116.83	110.95	222.70	153.90	155.00	167.00	1241.00	2167.38	4
10	J. NIVAS	ANDHRA PRADESH	110.50	104.88	209.00	155.90	159.67	162.50	1238.00	2140.45	5
11	GANDAM CHANDRUDU	ANDHRA PRADESH	109.83	105.63	208.70	151.70	156.00	167.50	1181.00	2080.36	6
12	PREETI MEENA (Ms.)	ANDHRA PRADESH	105.67	103.28	201.40	147.30	159.08	143.07	1172.00	2031.80	7
13	HARICHANDANA DASARI (Ms.)	ANDHRA PRADESH	102.00	80.93	194.70	135.33	152.80	162.25	1192.00	2020.01	8
14	CYRIL V. DARLONG DIENGDOH	ASSAM MEGHALAYA	114.83	113.12	231.20	178.30	177.07	156.50	1157.00	2128.02	1
15	LAYA MADDURI (Ms.)	ASSAM MEGHALAYA	112.33	107.12	213.50	156.50	163.86	169.00	1180.00	2102.31	2
16	NARAYAN KONWAR	ASSAM MEGHALAYA	92.67	102.47	192.00	155.70	160.70	153.50	1203.00	2060.04	3
17	ASHWANI KUMAR	ASSAM MEGHALAYA	97.33	86.00	211.60	145.50	147.50	123.00	1177.00	1987.93	4
18	KARUNA KUMARI (DR.)	ASSAM MEGHALAYA	96.83	83.55	181.10	151.37	150.30	159.50	1068.00	1890.65	5
19	RAJIV RAUSHAN	BIHAR	106.83	102.07	220.80	157.10	166.83	160.50	1252.00	2166.13	1
20	KAUSHAL KISHORE	BIHAR	118.83	107.05	232.40	156.20	165.00	142.50	1231.00	2152.98	2
21	KANWAL TANUJ	BIHAR	111.33	103.91	221.60	139.70	148.70	158.00	1225.00	2108.24	3
22	CHANDRA SHEKHAR SINGH	BIHAR	104.67	102.33	187.70	161.60	173.60	149.00	1178.00	2056.90	4
23	RACHANA PATIL (Ms.)	BIHAR	97.50	107.18	208.80	129.00	153.33	146.50	1191.00	2033.31	5
24	AVANEESH KUMAR SINGH	BIHAR	115.83	99.53	194.40	112.50	157.70	129.00	1199.00	2007.96	6
25	ANIMESH KUMAR PARASHAR	BIHAR	102.83	89.28	188.70	134.60	131.70	111.00	1248.00	2006.11	7



(Devendra Kumar)

Under Secretary to Govt. of India

Sl.No.	Name of Officer Trainee	Cadre	FC Written Total	FC Assessment	Phase-I written	Phase-I Assessment	Phase-II Assessment	Phase-II District Training	UPSC Marks	Total	Final Rank
	Maximum Marks		150	150	300	200	200	200	2300	3500	
26	RAJ KUMAR	BIHAR	112.00	99.63	212.00	136.10	148.20	135.00	1159.00	2001.93	8
27	KRISHNA BAJPAI	BIHAR	94.33	95.33	176.60	128.30	136.00	106.50	1223.00	1960.06	9
28	JAI PRAKASH MAURYA	CHHATTISGARH	95.50	100.47	193.10	152.10	156.10	134.50	1282.00	2113.77	1
29	KARTIKEYA GOEL	CHHATTISGARH	110.00	96.00	204.30	138.50	166.07	144.50	1238.00	2097.37	2
30	RANU SAHU (Ms.)	CHHATTISGARH	105.50	96.11	214.90	147.50	156.00	121.00	1212.00	2053.01	3
31	SARANSH MITTAR	CHHATTISGARH	116.50	98.66	216.60	134.30	146.30	149.00	1187.00	2048.36	4
32	GAURAV DAHIYA	GUJARAT	112.33	95.86	226.20	156.60	161.00	156.00	1217.00	2124.99	1
33	PATEL ANAND BABULAL	GUJARAT	99.17	94.15	203.20	150.70	158.90	154.50	1247.00	2107.62	2
34	SUJEET KUMAR	GUJARAT	104.83	109.35	209.25	143.66	152.06	152.00	1208.00	2079.15	3
35	NARENDER KUMAR MEENA	GUJARAT	105.50	94.56	210.80	127.00	144.10	153.00	1238.00	2072.96	4
36	ARTI LAL (Ms.)	GUJARAT	101.50	94.39	174.50	151.90	126.90	124.50	1208.00	1981.69	5
37	PRABHJOT SINGH	HARYANA	114.17	94.91	227.00	159.40	157.40	157.00	1261.00	2170.88	1
38	GARIMA MITTAL (Ms.)	HARYANA	116.00	109.63	184.50	121.40	160.50	158.00	1285.00	2135.03	2
39	RAJNARAYAN KAUSHIK	HARYANA	110.17	102.06	204.00	147.10	147.50	133.00	1230.00	2073.83	3
40	IVA SAHAY (Ms.)	HIMACHAL PRADESH	116.00	97.96	218.20	145.40	141.80	163.50	1326.00	2208.86	1
41	SUDESH KUMAR MOKHTA	HIMACHAL PRADESH	110.50	105.06	209.10	154.80	161.83	156.50	1184.00	2081.79	2
42	YUNUS	HIMACHAL PRADESH	97.00	100.55	195.10	150.90	154.2	164.00	1216.00	2077.75	3
43	SHAH FAESAL	J&K	115.17	113.85	215.60	163.90	175.50	166.00	1361.00	2311.02	1
44	PRASANNA RAMASWAMY G.	J&K	103.00	112.58	222.90	147.70	144.29	140.00	1184.00	2054.47	2
45	NIRAJ KUMAR	J&K	101.33	99.58	162.30	146.00	144.10	130.00	1184.00	1967.31	3
46	KUMAR RAJEEV RANJAN	J&K	120.33	96.30	244.30	136.20	141.50	149.00	997.00	1884.63	4
47	AMEET KUMAR	JHARKHAND	107.50	104.98	225.20	160.70	160.00	146.00	1239.00	2143.38	1
48	AMIT KUMAR	JHARKHAND	106.67	102.79	210.40	155.20	164.40	162.00	1229.00	2130.46	2
49	RAJEEV RANJAN	JHARKHAND	105.67	95.50	204.90	121.80	146.80	156.00	1200.00	2030.67	3
50	ABU IMRAN	JHARKHAND	105.67	103.00	198.00	138.39	151.10	150.50	1178.00	2024.66	4
51	YESHWANT V GURUKAR	KARNATAKA	111.94	141.47	236.57	156.07	179.85	148.11	1206.00	2180.01	1
52	S.S. NAKUL	KARNATAKA	114.00	94.00	217.20	162.10	166.83	163.00	1247.00	2164.13	2
53	SREEVIDYA P. I. (Ms.)	KARNATAKA	109.00	100.45	206.20	151.30	173.50	152.00	1265.00	2157.45	3
54	KANAGA VALLI M. (Ms.)	KARNATAKA	111.33	93.69	223.40	146.20	143.06	152.00	1262.00	2131.68	4
55	SIVAKUMAR K. B.	KARNATAKA	108.67	100.25	221.00	149.90	165.17	140.50	1242.00	2127.49	5
56	V. RAM PRASATH MANOHAR	KARNATAKA	116.17	109.92	213.50	142.10	161.00	162.50	1209.00	2114.19	6
57	BADDIPUDI VIJAYA JYOTHSNA (Ms.)	KARNATAKA	114.83	97.11	229.30	151.50	147.06	151.00	1211.00	2101.80	7



(Devendra Kumar)

Under Secretary to Govt. of India

Sl.No.	Name of Officer Trainee	Cadre	FC Written Total	FC Assessment	Phase-I written	Phase-I Assessment	Phase-II Assessment	Phase-II District Training	UPSC Marks	Total	Final Rank
	Maximum Marks		150	150	300	200	200	200	2300	3500	
58	MANJUSHREE N. (Ms.)	KARNATAKA	97.83	103.49	190.90	141.80	159.30	151.50	1223.00	2067.82	8
59	R. VENKATESH KUMAR	KARNATAKA	106.17	102.10	206.50	149.20	153.60	144.50	1205.00	2067.07	9
60	VINOTHPRIYA R. (Ms.)	KARNATAKA	96.00	99.12	192.20	147.90	158.50	145.00	1224.00	2062.72	10
61	ANUPAMA T. V. (Ms.)	KERALA	115.83	117.76	236.50	164.10	178.83	171.50	1311.00	2295.52	1
62	MOHAMMED Y. SAFIRULLA K.	KERALA	112.33	115.10	231.00	166.60	174.42	169.50	1228.00	2196.95	2
63	BHANDARI SWAGAT	KERALA	111.17	109.30	232.50	148.40	151.00	166.00	1221.00	2139.37	3
64	VEENA N. M. (Ms.)	KERALA	100.00	104.06	208.70	152.70	162.43	161.50	1179.00	2068.39	4
65	HIMANSHU KUMAR RAI	KERALA	93.67	97.85	193.00	138.55	145.00	143.50	1117.00	1928.57	5
66	ANAY DWIVEDI	MADHYA PRADESH	122.17	111.25	242.40	161.10	157.80	166.50	1309.00	2270.22	1
67	GANESH SHANKAR MISHRA	MADHYA PRADESH	116.50	101.55	230.00	148.60	157.33	163.50	1253.00	2170.48	2
68	SHANMUGA PRIYA R (Ms.)	MADHYA PRADESH	114.00	113.25	229.90	143.10	153.93	158.50	1244.00	2156.68	3
69	TANVI SUNDRIYAL (Ms.)	MADHYA PRADESH	113.33	104.43	226.20	135.40	152.50	124.00	1287.00	2142.86	4
70	KAUSHLENDRA VIKRAM SINGH	MADHYA PRADESH	107.67	108.42	204.30	156.10	164.25	152.50	1247.00	2140.24	5
71	TARUN RATHI	MADHYA PRADESH	109.67	97.38	223.60	132.20	147.60	155.50	1256.00	2121.95	6
72	KARMVEER SHARMA	MADHYA PRADESH	106.83	106.88	212.40	144.00	150.75	149.00	1249.00	2118.86	7
73	ANURAG CHAUDHARY	MADHYA PRADESH	113.17	111.39	220.40	113.00	157.42	148.00	1247.00	2110.38	8
74	BHASKAR LAKSHAKAR	MADHYA PRADESH	109.33	98.32	204.20	138.50	148.17	145.50	1227.00	2071.02	9
75	ABHIJEET AGRAWAL	MADHYA PRADESH	102.33	89.49	192.10	148.80	124.60	139.50	1251.00	2047.82	10
76	ASHEESH SINGH	MADHYA PRADESH	108.17	98.16	203.60	144.00	141.70	121.50	1225.00	2042.13	11
77	SHELESH NAWAL	MAHARASHTRA	116.17	105.36	217.40	160.30	154.70	161.50	1245.00	2160.43	1
78	ASHUTOSH SALIL	MAHARASHTRA	113.83	96.79	227.20	155.50	158.64	148.50	1228.00	2128.46	2
79	SUMAN RAWAT (Ms.)	MAHARASHTRA	100.50	112.83	211.90	148.00	149.07	158.00	1238.00	2118.30	3
80	ANIL BHANDARI	MAHARASHTRA	117.83	97.36	231.20	128.40	154.10	144.00	1221.00	2093.89	4
81	CHAUDHARI UDAY GAURISHANKAR	MAHARASHTRA	104.33	104.49	202.50	167.10	158.67	155.50	1189.00	2081.59	5
82	DESHBHRATAR PRERNA	MAHARASHTRA	111.33	101.25	214.20	150.80	151.86	139.50	1204.00	2072.94	6
83	RAHUL DWIVEDI	MAHARASHTRA	102.83	102.81	198.20	123.40	140.30	154.00	1241.00	2062.54	7
84	SHYAM LAL POONIA	MANIPUR TRIPURA	114.83	109.78	206.70	147.20	155.21	157.54	1180.00	2071.26	1
85	VIKAS SINGH	MANIPUR TRIPURA	103.50	101.33	214.60	144.10	150.70	169.00	1175.00	2058.23	2
86	MAHATME SANDEEP NAMDEO	MANIPUR TRIPURA	104.17	99.70	214.00	131.70	149.70	134.50	1182.00	2015.77	3
87	ROBERT SINGH KSHETRIMAYUM	MANIPUR TRIPURA	93.00	103.50	177.40	147.90	158.10	142.04	1187.00	2008.94	4
88	KADAMBARI BHAGAT (Ms.)	NAGALAND	106.67	106.34	229.90	146.80	162.60	156.50	1173.00	2081.81	1
89	VISHWA MOHAN SHARMA	NAGALAND	99.83	95.56	201.90	149.40	149.20	151.00	1180.00	2026.89	2

(Signature)

(Devendra Kumar)

Under Secretary to Govt. of India

Sl.No.	Name of Officer Trainee	Cadre	FC Written Total	FC Assessment	Phase-I written	Phase-I Assessment	Phase-II Assessment	Phase-II District Training	UPSC Marks	Total	Final Rank
	Maximum Marks		150	150	300	200	200	200	2300	3500	
90	SUDHANSU MOHAN SAMAL	ORISSA	108.00	99.35	216.60	155.20	163.70	146.00	1257.00	2145.85	1
91	RASHMITA PANDA (Ms.)	ORISSA	103.00	101.93	190.90	143.60	157.60	147.00	1266.00	2110.03	2
92	BRUNDHA D. (Ms.)	ORISSA	106.50	94.56	214.00	164.80	166.33	160.00	1192.00	2098.19	3
93	MD. SADIQUE ALAM	ORISSA	104.00	91.87	202.20	139.50	147.50	138.00	1199.00	2022.07	4
94	MANSI NIMBHAL (Ms.)	ORISSA	94.83	96.58	198.30	128.70	142.00	142.00	1191.00	1993.41	5
95	PREM CHANDRA CHAUDHARY	ORISSA	95.50	102.44	186.20	127.70	145.10	140.50	1190.00	1987.44	6
96	GHANSHYAM THORI	PUNJAB	115.50	110.10	236.00	136.50	146.50	162.50	1250.00	2157.10	1
97	DURGA SAKTHI NAGPAL (Ms.)	PUNJAB	110.67	104.90	217.70	133.60	161.30	162.50	1254.00	2144.67	2
98	KUMAR AMIT	PUNJAB	105.83	99.03	199.30	167.70	175.80	160.00	1184.00	2091.66	3
99	PRAKASH RAJPUROHIT	RAJASTHAN	117.17	105.75	234.30	156.80	167.50	165.50	1336.00	2283.02	4
100	JITENDRA KUMAR SONI	RAJASTHAN	113.67	109.83	212.40	164.10	169.33	142.00	1248.00	2159.33	5
101	INDERJEET SINGH	RAJASTHAN	113.33	112.61	219.60	137.10	151.00	151.00	1180.00	2064.64	6
102	NEHA GIRI (Ms.)	RAJASTHAN	106.83	92.10	200.20	150.30	147.40	138.00	1217.00	2051.83	7
103	KARMA R. BONPO	SIKKIM	110.50	98.33	207.80	157.10	147.20	153.00	1153.00	2026.93	1
104	KAPIL MEENA	SIKKIM	114.67	99.73	200.80	143.30	151.60	156.50	1157.00	2023.60	2
105	LALITHA R. (Ms.)	TAMIL NADU	114.67	106.37	213.00	151.30	166.00	167.50	1270.00	2188.84	1
106	PRAVEEN P. NAIR	TAMIL NADU	116.33	94.10	216.70	153.90	170.64	166.00	1254.00	2171.67	2
107	NEHA BANSAL (Ms.)	TAMIL NADU	109.00	101.96	207.40	149.60	153.00	163.00	1223.00	2106.96	3
108	SHANKAR LAL KUMAWAT	TAMIL NADU	105.50	104.01	214.40	138.80	156.10	163.00	1188.00	2069.81	4
109	SUBODH KUMAR	TAMIL NADU	103.17	97.07	206.20	157.60	166.17	155.50	1183.00	2068.71	5
110	AJAY YADAV	TAMIL NADU	110.83	101.33	210.00	145.80	159.70	157.00	1182.00	2066.66	6
111	GHODKE RASHMI JAYENDRA (Ms.)	TAMIL NADU	106.33	103.15	219.30	154.40	152.00	124.50	1188.00	2047.68	7
112	RANJANA (Ms.)	TAMIL NADU	103.00	99.50	190.60	153.00	163.60	151.00	1182.00	2042.70	8
113	AKHAND PRATAP SINGH	UTTAR PRADESH	101.17	99.53	217.80	158.50	160.30	156.50	1280.00	2173.80	1
114	K. BALAJI	UTTAR PRADESH	116.33	122.76	217.40	173.70	158.79	137.82	1200.00	2126.80	2
115	ASHUTOSH NIRANJAN	UTTAR PRADESH	112.67	104.63	206.60	136.70	153.00	124.24	1273.00	2110.84	3
116	KUMAR PRASHANT	UTTAR PRADESH	108.67	93.35	207.40	147.10	149.70	138.08	1250.00	2094.30	4
117	NEHA SHARMA (Ms.)	UTTAR PRADESH	107.17	107.90	198.80	151.80	163.83	137.00	1222.00	2088.50	5
118	MONIKA RANI (Ms.)	UTTAR PRADESH	108.67	102.83	208.80	148.50	163.70	130.76	1220.00	2083.26	6
119	SANDEEP KAUR (Ms.)	UTTAR PRADESH	101.83	100.98	202.80	145.30	167.10	153.50	1199.00	2070.51	7
120	SHAMBHU KUMAR	UTTAR PRADESH	109.33	93.42	209.80	144.50	152.60	125.46	1235.00	2070.11	8
121	SANJAY KUMAR KHATRI	UTTAR PRADESH	98.17	97.37	197.80	155.30	164.17	129.26	1222.00	2064.07	9

(Signature)
27/12/21

(Devendra Kumar)

Under Secretary to Govt. of India

Sl.No.	Name of Officer Trainee	Cadre	FC Written Total	FC Assessment	Phase-I written	Phase-I Assessment	Phase-II Assessment	Phase-II District Training	UPSC Marks	Total	Final Rank
	Maximum Marks		150	150	300	200	200	200	2300	3500	
122	YOGESH KUMAR	UTTAR PRADESH	98.17	106.82	197.80	157.90	170.67	145.02	1184.00	2060.38	10
123	SUJEET KUMAR*	UTTAR PRADESH	106.67	102.00	205.00	147.90	154.60	136.50	1202.00	2054.67	11
124	NITISH KUMAR	UTTAR PRADESH	107.00	94.65	177.70	145.60	151.60	136.06	1217.00	2029.61	12
125	BHAWANI SINGH KHANGAROT	UTTAR PRADESH	105.33	119.11	218.60	157.80	124.00	75.06	1225.00	2024.90	13
126	AHMED IQBAL	UTTARAKHAND	117.67	108.03	207.30	147.90	157.90	136.00	1203.00	2077.80	1
127	SONIKA (Ms.)	UTTARAKHAND	109.50	109.39	221.90	146.00	155.17	140.50	1178.00	2060.46	2
128	JOYOSHI DAS GUPTA (Ms.)	WEST BENGAL	108.17	118.20	201.50	174.60	174.64	166.50	1239.00	2182.61	1
129	SHASHANK SETHI	WEST BENGAL	118.17	97.40	234.40	134.10	151.80	141.00	1234.00	2110.87	2
130	R. VIMALA (Ms.)	WEST BENGAL	95.17	99.83	198.20	165.30	171.70	160.00	1190.00	2080.20	3
131	R. ARJUN	WEST BENGAL	109.67	101.96	199.90	153.70	160.00	134.00	1196.00	2055.23	4
132	VISHWANATH	WEST BENGAL	88.17	106.53	180.00	157.20	158.60	158.50	1190.00	2039.00	5
133	ARVIND KUMAR MINA	WEST BENGAL	101.33	95.25	193.10	127.80	143.30	147.50	1162.00	1970.28	6



(Devendra Kumar)

Under Secretary to Govt. of India